

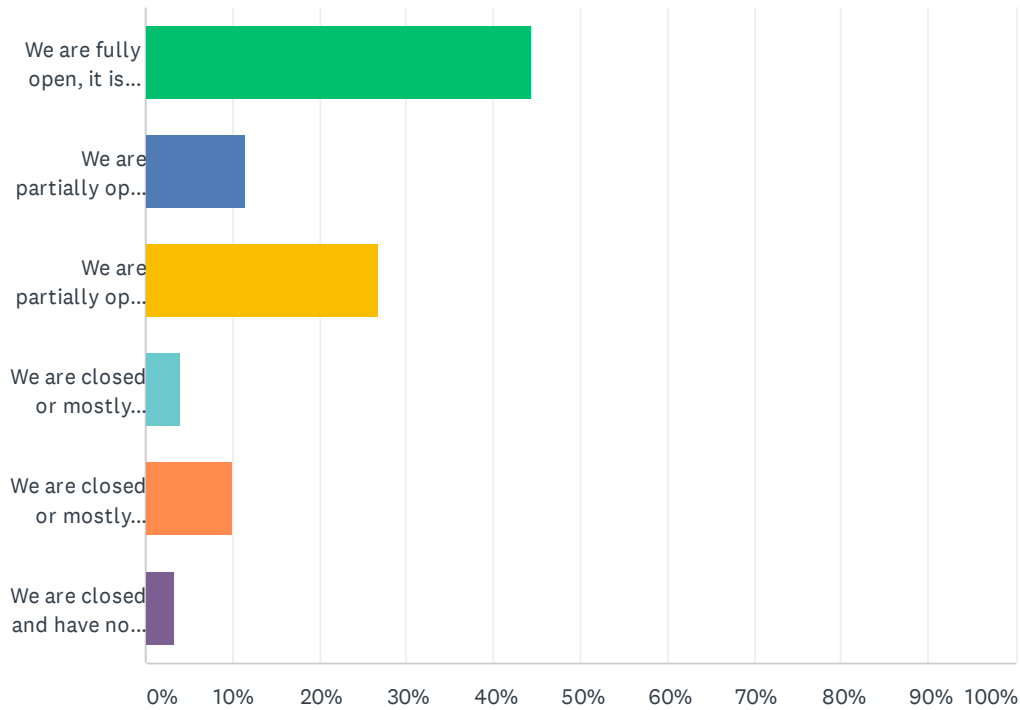
Q1 Please provide your contact information below

Answered: 144 Skipped: 5

ANSWER CHOICES	RESPONSES	
Name	100.00%	144
Company	97.22%	140
Address	0.00%	0
Address 2	0.00%	0
City/Town	99.31%	143
State/Province	0.00%	0
ZIP/Postal Code	0.00%	0
Country	0.00%	0
Email Address	97.92%	141
Phone Number	96.53%	139

Q2 What is your current business status?

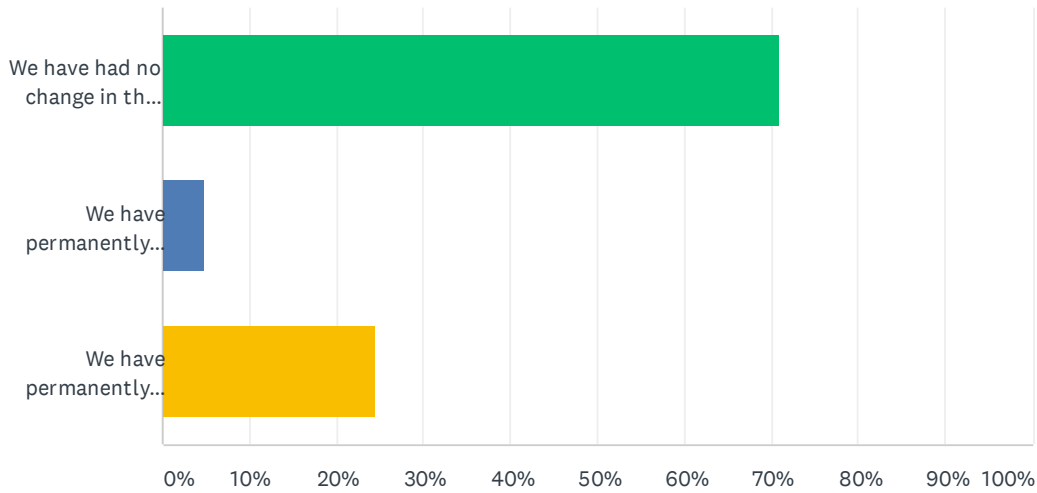
Answered: 149 Skipped: 0



ANSWER CHOICES	RESPONSES	
We are fully open, it is business-as-usual.	44.30%	66
We are partially open but plan to fully open within 30 days.	11.41%	17
We are partially open and not sure when we will fully open.	26.85%	40
We are closed or mostly closed but plan to fully reopen in 30 days	4.03%	6
We are closed or mostly closed and not sure when we will reopen.	10.07%	15
We are closed and have no plans to reopen (if you are closed or closing please provide your contact info)	3.36%	5
TOTAL		149

Q3 Have you added or lost employees during the COVID-19 crisis?

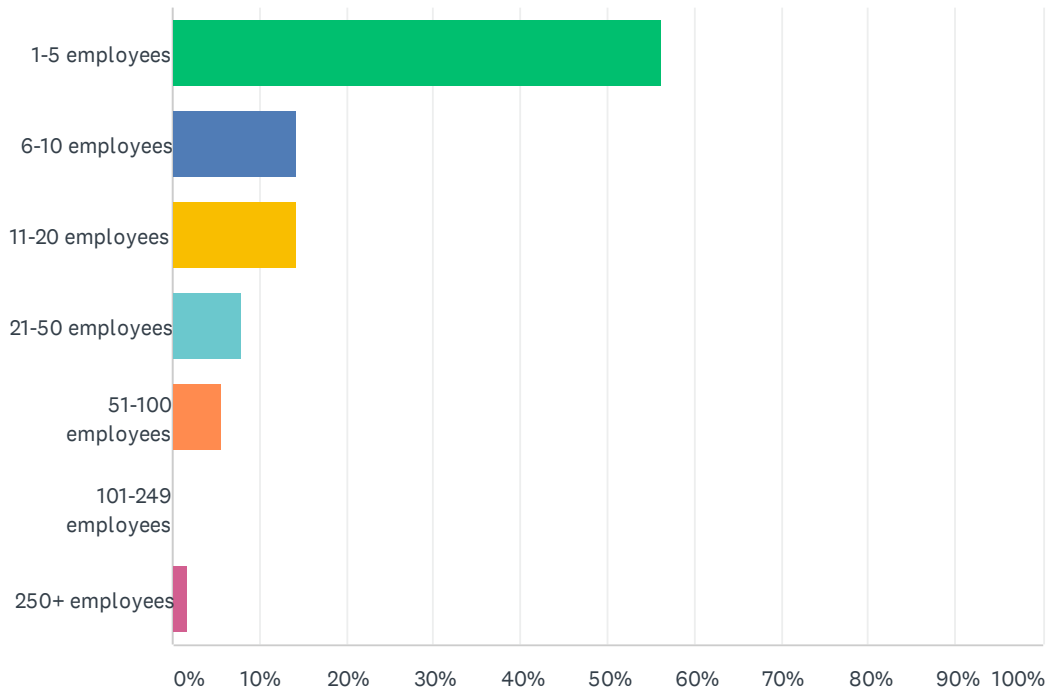
Answered: 127 Skipped: 22



ANSWER CHOICES	RESPONSES	
We have had no change in the number of employees	70.87%	90
We have permanently added new employees	4.72%	6
We have permanently reduced employees.	24.41%	31
TOTAL		127

Q4 How many employees does your company have?

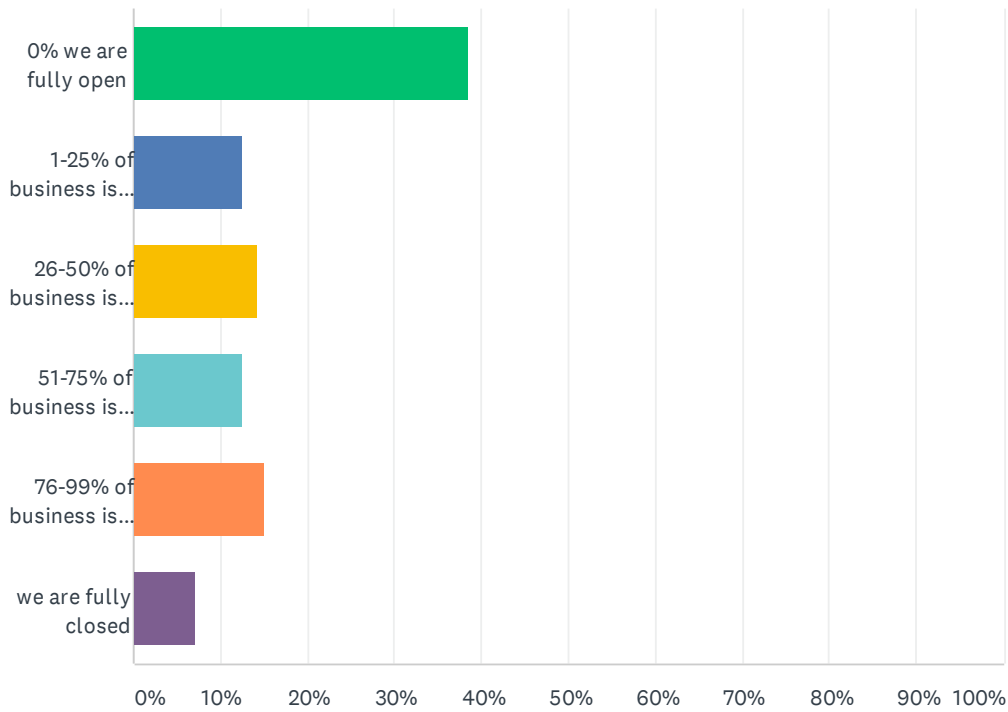
Answered: 126 Skipped: 23



ANSWER CHOICES	RESPONSES	
1-5 employees	56.35%	71
6-10 employees	14.29%	18
11-20 employees	14.29%	18
21-50 employees	7.94%	10
51-100 employees	5.56%	7
101-249 employees	0.00%	0
250+ employees	1.59%	2
TOTAL		126

Q5 What percent of your business is currently shut down during COVID-19?

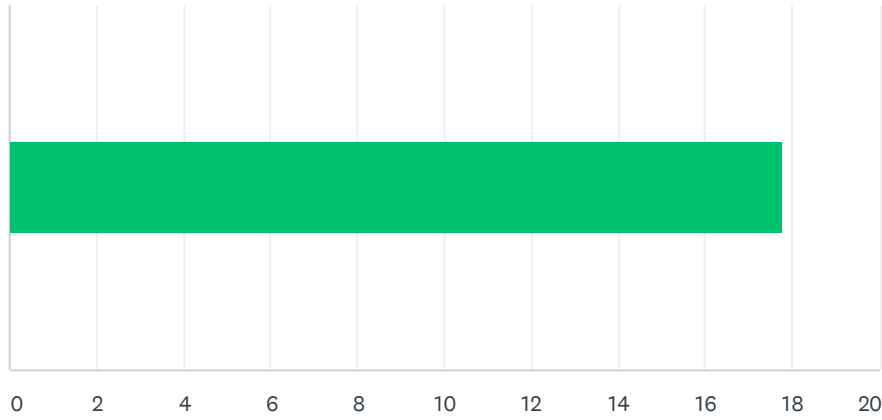
Answered: 127 Skipped: 22



ANSWER CHOICES	RESPONSES	
0% we are fully open	38.58%	49
1-25% of business is closed	12.60%	16
26-50% of business is closed	14.17%	18
51-75% of business is closed	12.60%	16
76-99% of business is closed	14.96%	19
we are fully closed	7.09%	9
TOTAL		127

Q6 What percent of employees are on unemployment insurance?

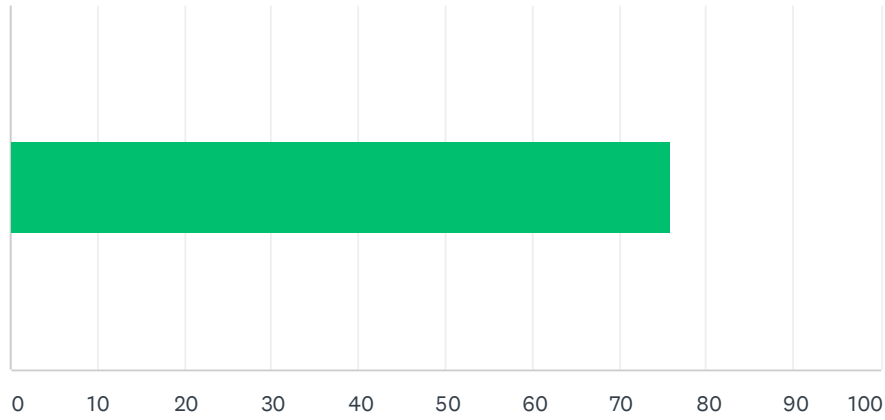
Answered: 116 Skipped: 33



ANSWER CHOICES	AVERAGE NUMBER	TOTAL NUMBER	RESPONSES
	18	2,065	116
Total Respondents: 116			

Q7 What percent of employees continue to work or to be paid?

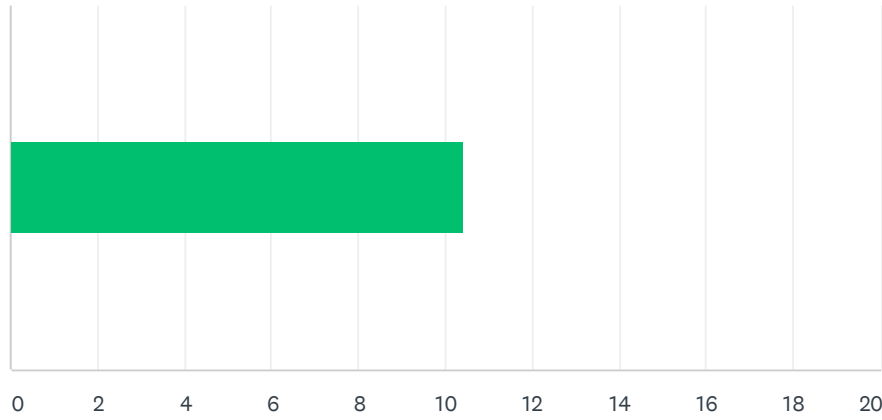
Answered: 125 Skipped: 24



ANSWER CHOICES	AVERAGE NUMBER	TOTAL NUMBER	RESPONSES
	76	9,481	125
Total Respondents: 125			

Q8 What percent of employees are furloughed?

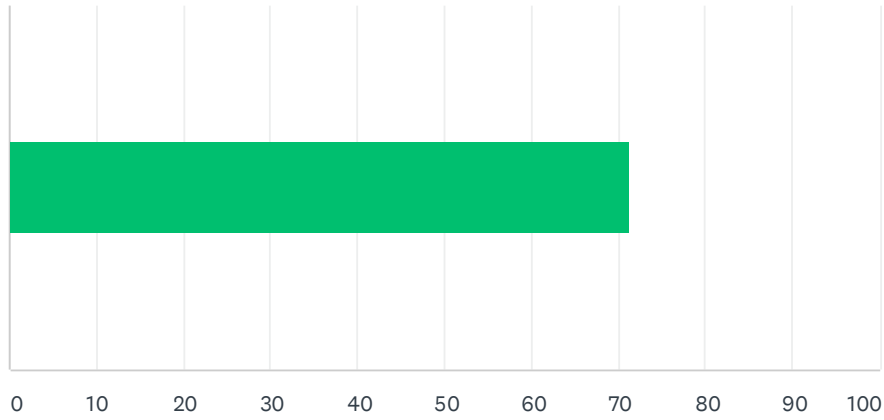
Answered: 116 Skipped: 33



ANSWER CHOICES	AVERAGE NUMBER	TOTAL NUMBER	RESPONSES
	10	1,209	116
Total Respondents: 116			

Q9 What percent of employees continue to work or to be paid?

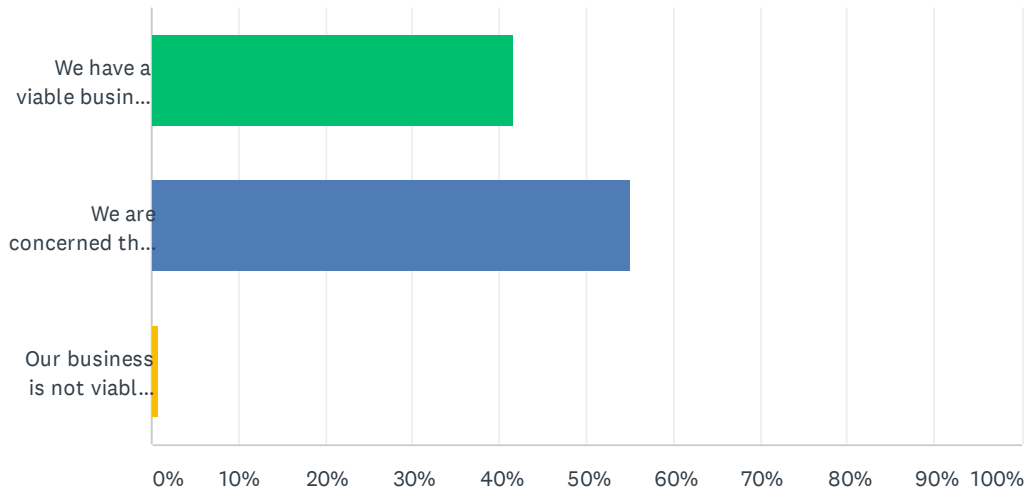
Answered: 123 Skipped: 26



ANSWER CHOICES	AVERAGE NUMBER	TOTAL NUMBER	RESPONSES
	71	8,763	123
Total Respondents: 123			

Q10 How would you rate the economic health of your business?

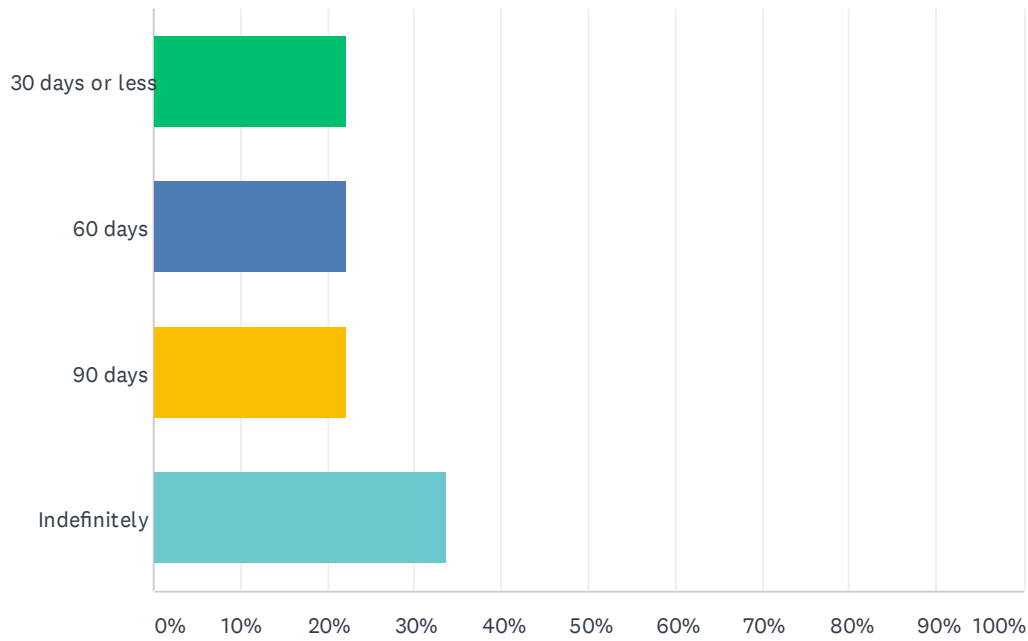
Answered: 127 Skipped: 22



ANSWER CHOICES	RESPONSES	
We have a viable business operation and can sustain operations indefinitely.	41.73%	53
We are concerned that our business may not be viable after the crisis ends.	55.12%	70
Our business is not viable and cannot sustain itself after the crisis ends.	0.79%	1
TOTAL		127

Q11 If you are not yet open, how long can your business hold out before making the decision to fully open or close?

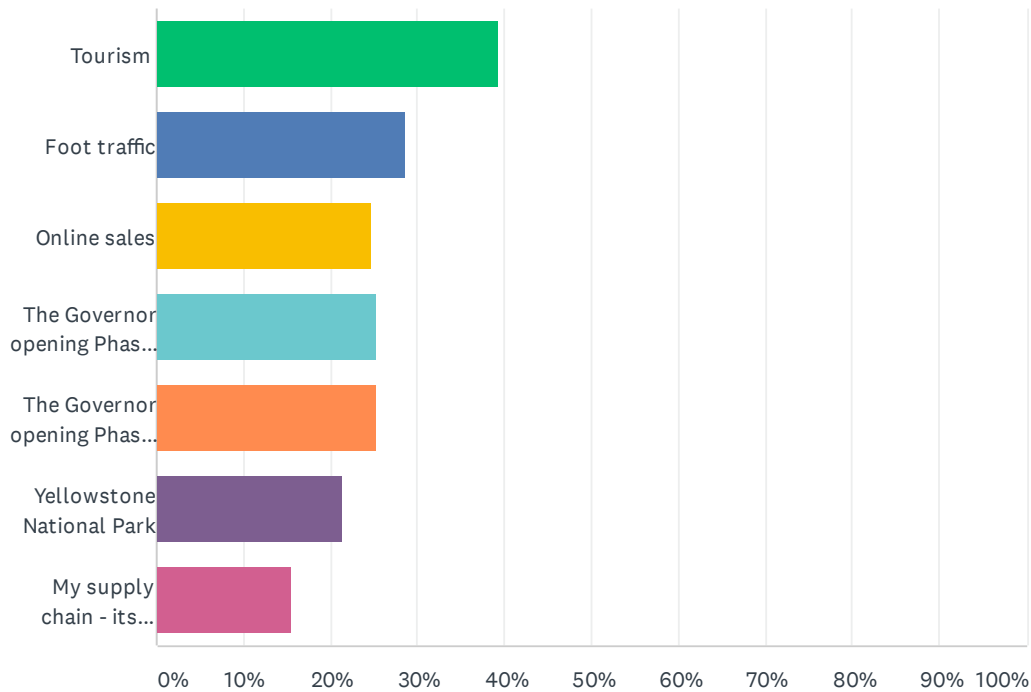
Answered: 77 Skipped: 72



ANSWER CHOICES	RESPONSES	
30 days or less	22.08%	17
60 days	22.08%	17
90 days	22.08%	17
Indefinitely	33.77%	26
TOTAL		77

Q12 Which of the items below is your business most dependent upon (check all that apply).

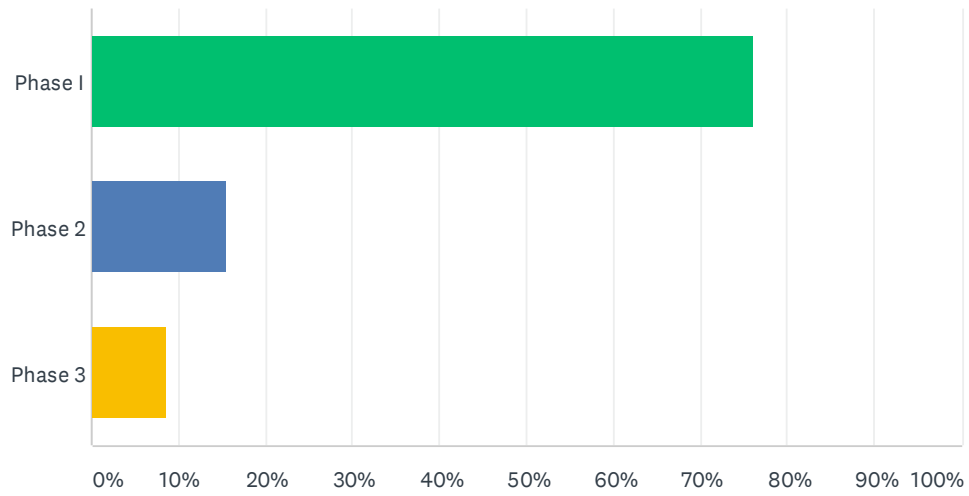
Answered: 122 Skipped: 27



ANSWER CHOICES	RESPONSES	
Tourism	39.34%	48
Foot traffic	28.69%	35
Online sales	24.59%	30
The Governor opening Phase II	25.41%	31
The Governor opening Phase III	25.41%	31
Yellowstone National Park	21.31%	26
My supply chain - its hard for our company to access inventory, supplies etc.	15.57%	19
Total Respondents: 122		

Q13 Governor Bullock directed that businesses should open in Phases. In which Phase is your business eligible to reopen?

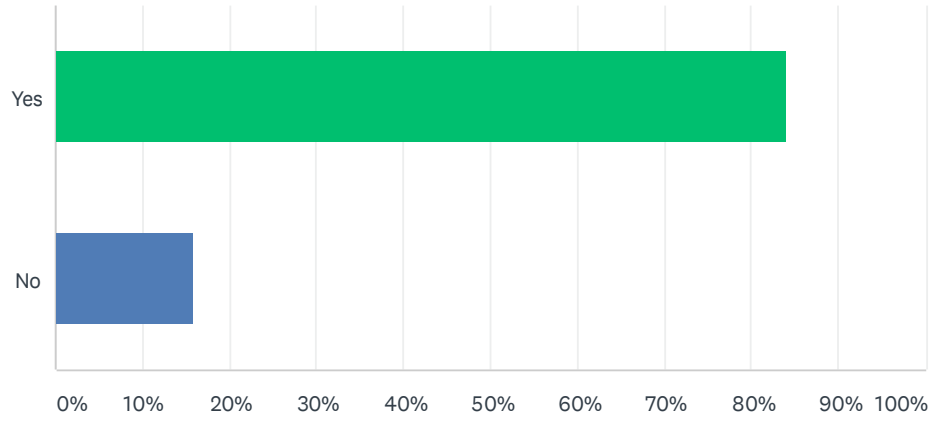
Answered: 117 Skipped: 32



ANSWER CHOICES	RESPONSES	
Phase 1	76.07%	89
Phase 2	15.38%	18
Phase 3	8.55%	10
TOTAL		117

Q14 During the COVID-19 crisis have you been able to stay current on your financial obligations like rent, payroll etc?

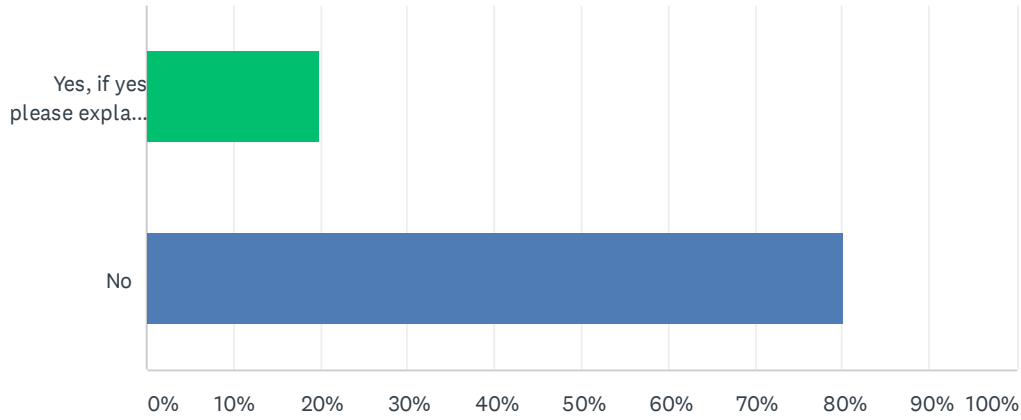
Answered: 126 Skipped: 23



ANSWER CHOICES	RESPONSES	
Yes	84.13%	106
No	15.87%	20
TOTAL		126

Q15 Have you had employees who have refused to return to work?

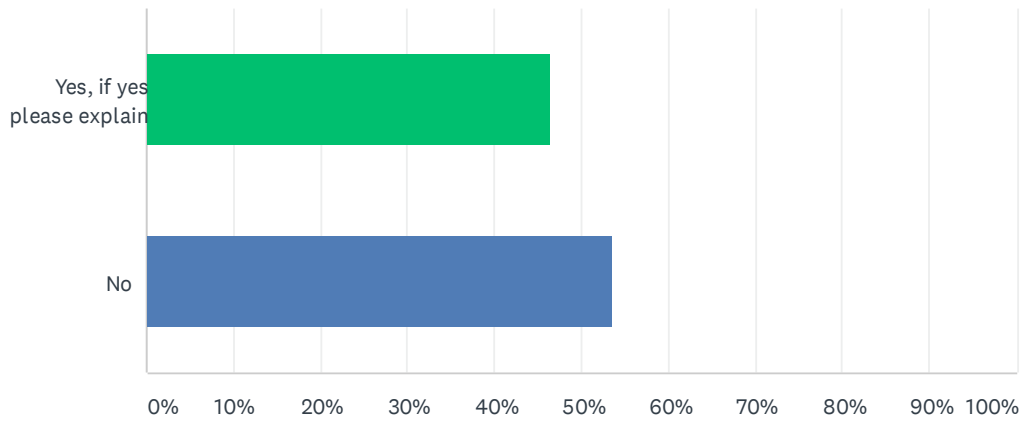
Answered: 126 Skipped: 23



ANSWER CHOICES	RESPONSES	
Yes, if yes please explain below	19.84%	25
No	80.16%	101
TOTAL		126

Q16 After COVID-19 will you change how you market your business or its products?

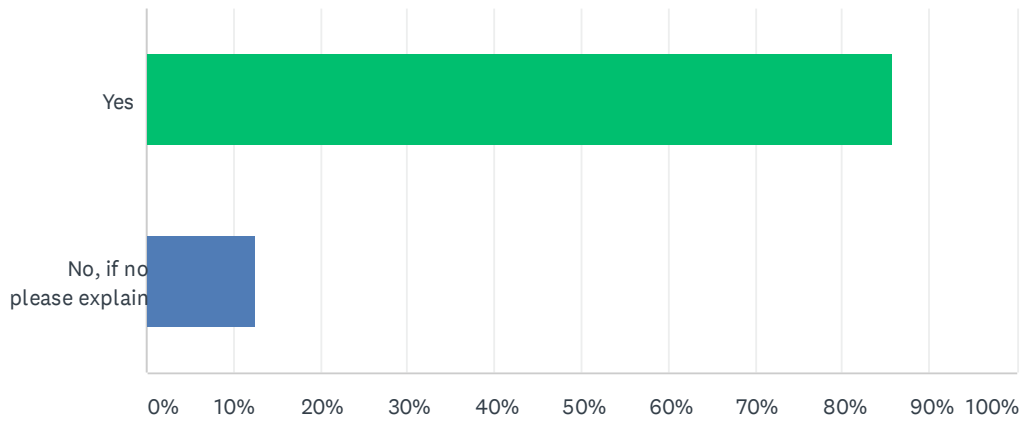
Answered: 127 Skipped: 22



ANSWER CHOICES	RESPONSES	
Yes, if yes please explain	46.46%	59
No	53.54%	68
TOTAL		127

Q17 Do you feel you have the necessary public health guidance to successfully reopen?

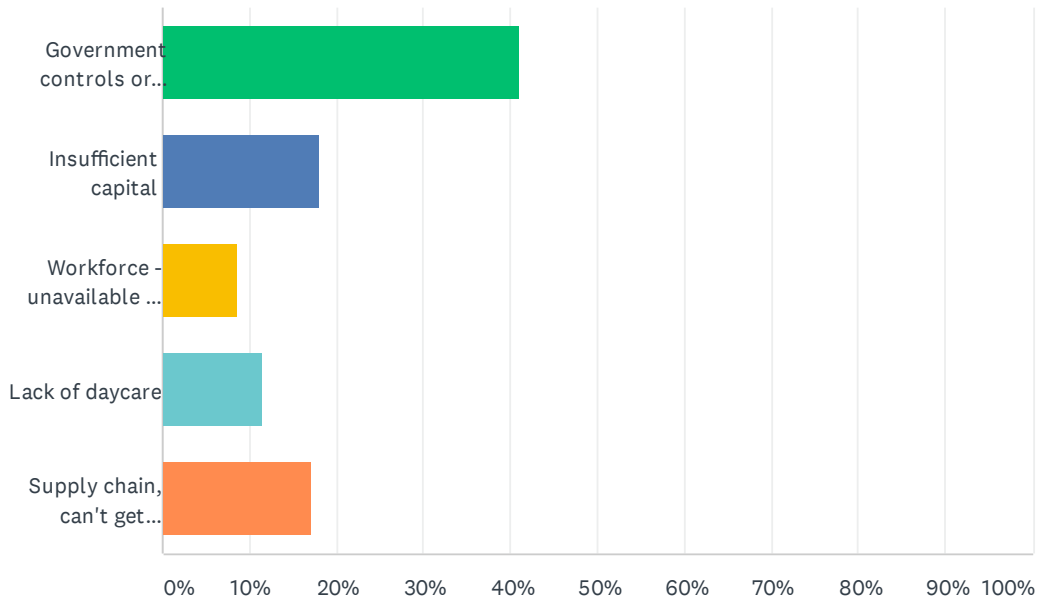
Answered: 127 Skipped: 22



ANSWER CHOICES	RESPONSES	
Yes	85.83%	109
No, if no please explain	12.60%	16
TOTAL		127

Q18 What are the biggest barriers to your business reopening?

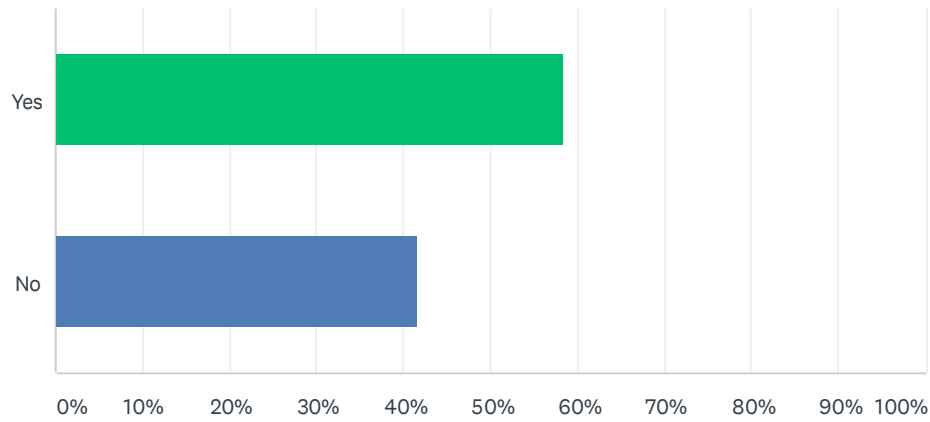
Answered: 105 Skipped: 44



ANSWER CHOICES	RESPONSES	
Government controls or regulations	40.95%	43
Insufficient capital	18.10%	19
Workforce - unavailable or unwilling to come to work	8.57%	9
Lack of daycare	11.43%	12
Supply chain, can't get necessary inventory	17.14%	18
Total Respondents: 105		

Q19 Did your business apply for the Montana Business Stability Program (\$10k) or the Innovation Program (\$25k).

Answered: 127 Skipped: 22



ANSWER CHOICES	RESPONSES	
Yes	58.27%	74
No	41.73%	53
TOTAL		127

Q20 Thank you! Please email info@nrmedd.org with the subject 'follow up survey' if you would like to receive a summary of the survey responses.

Answered: 22 Skipped: 127