

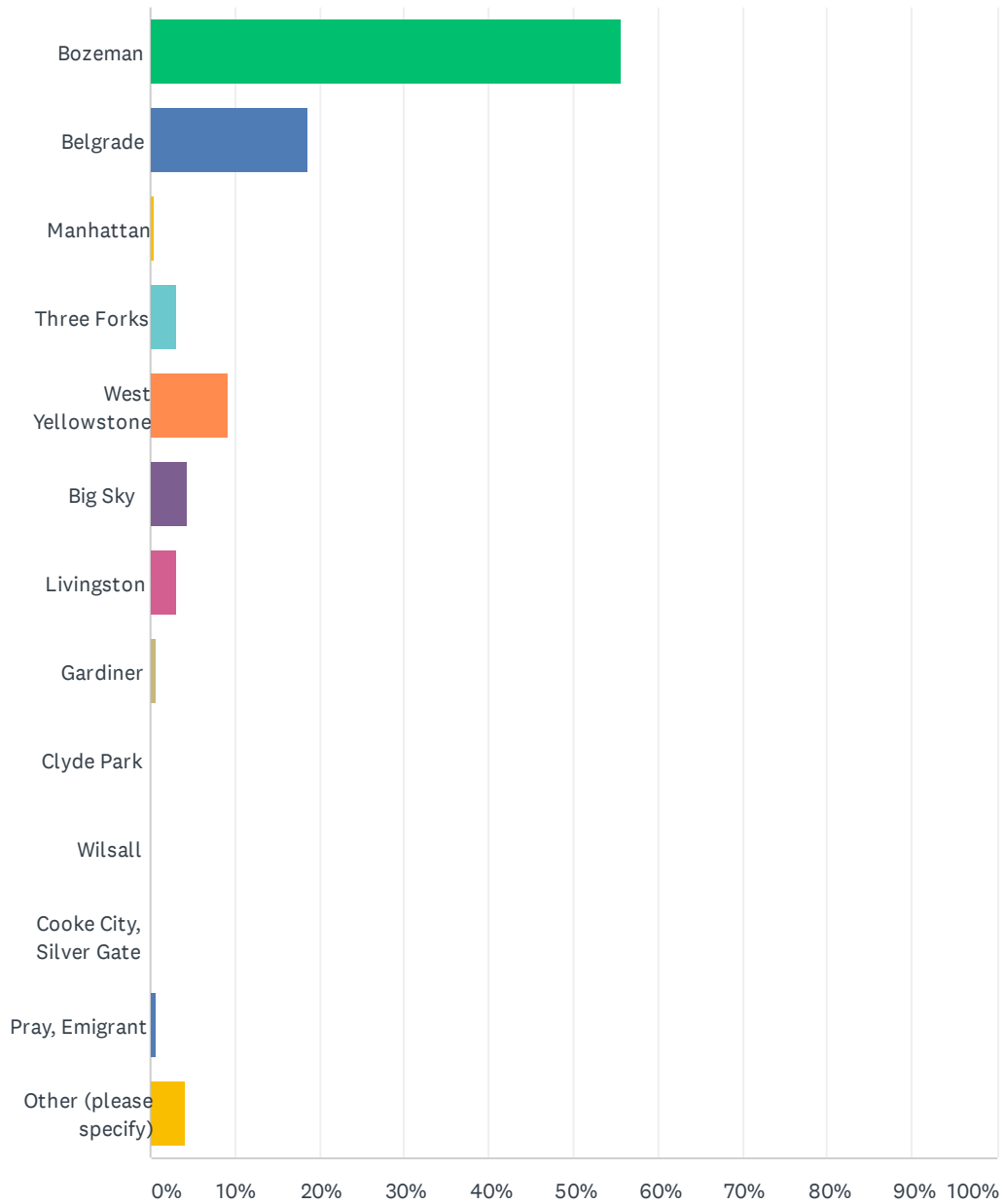
Q1 Your contact information

Answered: 277 Skipped: 15

ANSWER CHOICES	RESPONSES	
Name	100.00%	277
Company Name	98.56%	273
Address	0.00%	0
Address 2	0.00%	0
City/Town	0.00%	0
State/Province	0.00%	0
ZIP/Postal Code	0.00%	0
Country	0.00%	0
Email Address	98.92%	274
Phone Number	94.58%	262

Q2 In what City is your business in, or located near?

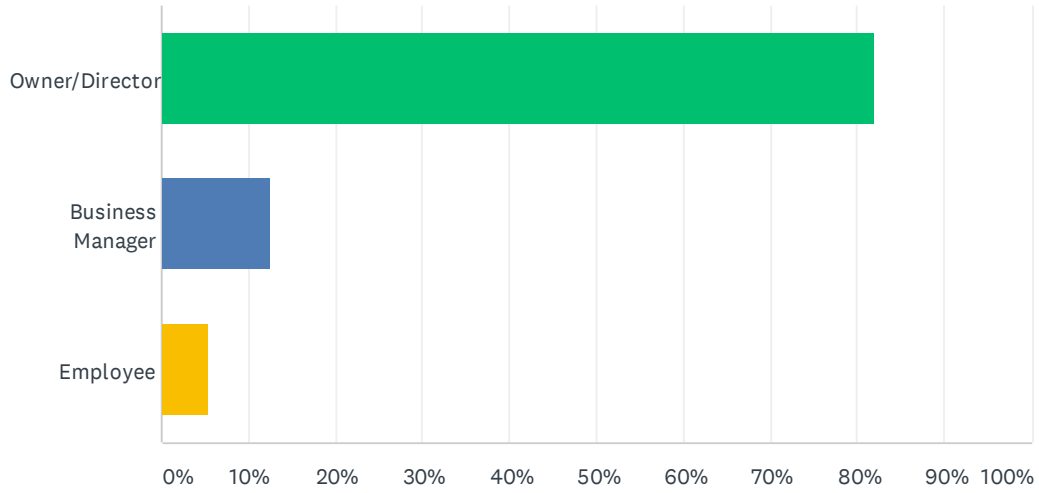
Answered: 291 Skipped: 1



ANSWER CHOICES	RESPONSES	
Bozeman	55.67%	162
Belgrade	18.56%	54
Manhattan	0.34%	1
Three Forks	3.09%	9
West Yellowstone	9.28%	27
Big Sky	4.47%	13
Livingston	3.09%	9
Gardiner	0.69%	2
Clyde Park	0.00%	0
Wilsall	0.00%	0
Cooke City, Silver Gate	0.00%	0
Pray, Emigrant	0.69%	2
Other (please specify)	4.12%	12
TOTAL		291

Q3 What is your relationship to this business?

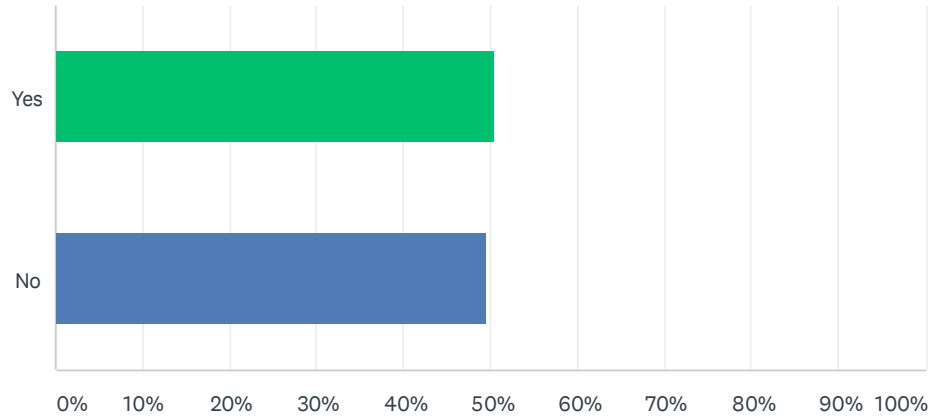
Answered: 289 Skipped: 3



ANSWER CHOICES	RESPONSES	
Owner/Director	82.01%	237
Business Manager	12.46%	36
Employee	5.54%	16
TOTAL		289

Q4 Is your business considered "essential"

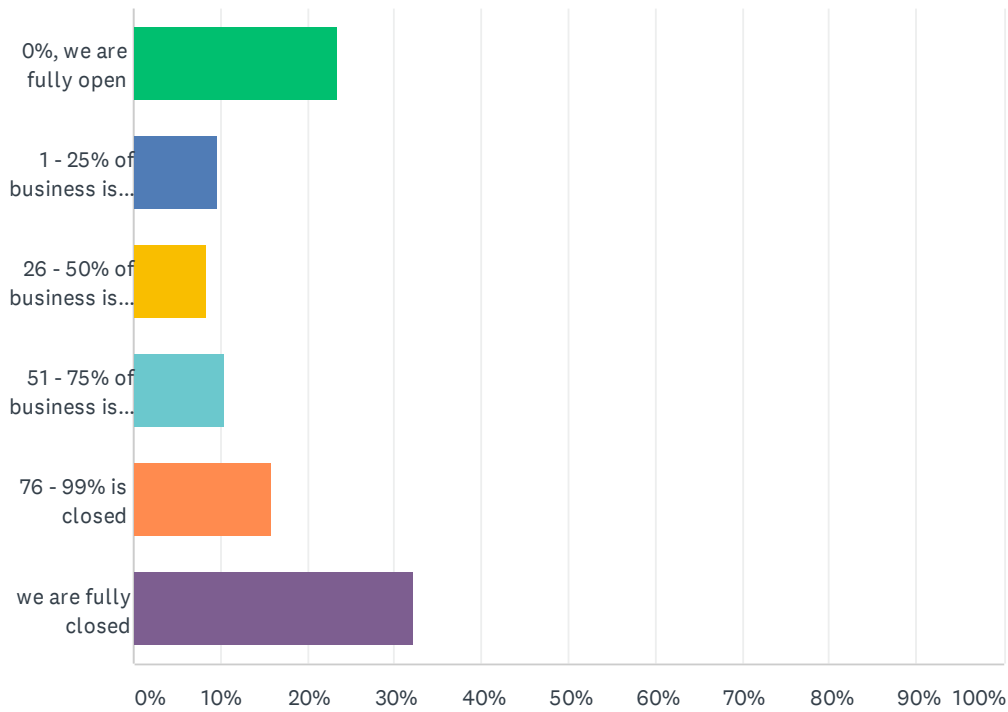
Answered: 291 Skipped: 1



ANSWER CHOICES	RESPONSES	
Yes	50.52%	147
No	49.48%	144
TOTAL		291

Q5 What percent of your business is currently shut down during COVID-19?

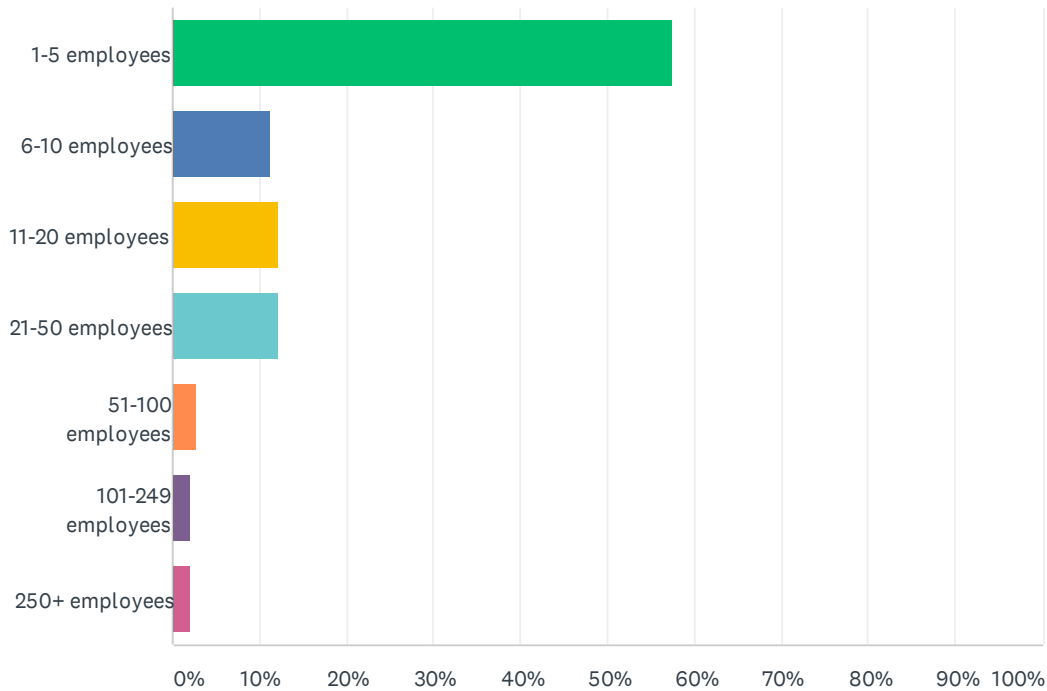
Answered: 289 Skipped: 3



ANSWER CHOICES	RESPONSES	
0%, we are fully open	23.53%	68
1 - 25% of business is closed	9.69%	28
26 - 50% of business is closed	8.30%	24
51 - 75% of business is closed	10.38%	30
76 - 99% is closed	15.92%	46
we are fully closed	32.18%	93
TOTAL		289

Q6 How many employees does your company have?

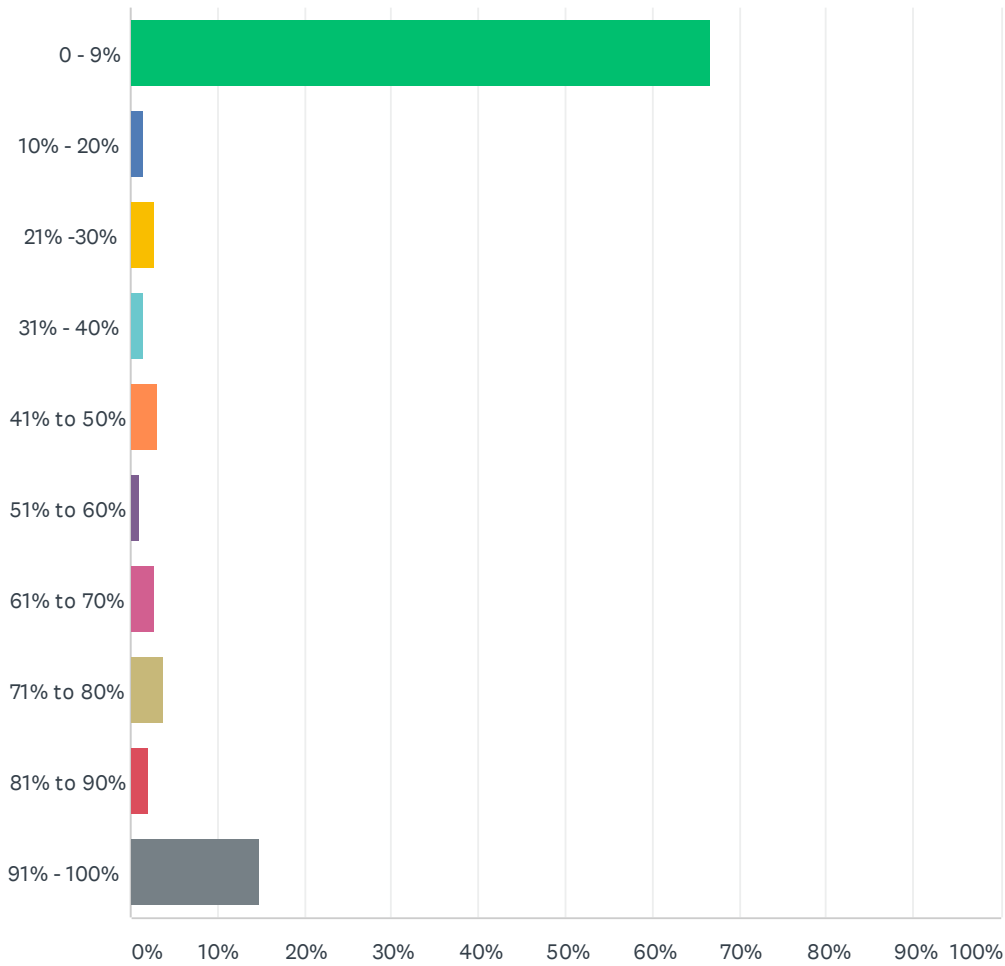
Answered: 290 Skipped: 2



ANSWER CHOICES	RESPONSES	
1-5 employees	57.59%	167
6-10 employees	11.38%	33
11-20 employees	12.07%	35
21-50 employees	12.07%	35
51-100 employees	2.76%	8
101-249 employees	2.07%	6
250+ employees	2.07%	6
TOTAL		290

Q7 What percent of employees are on unemployment insurance?

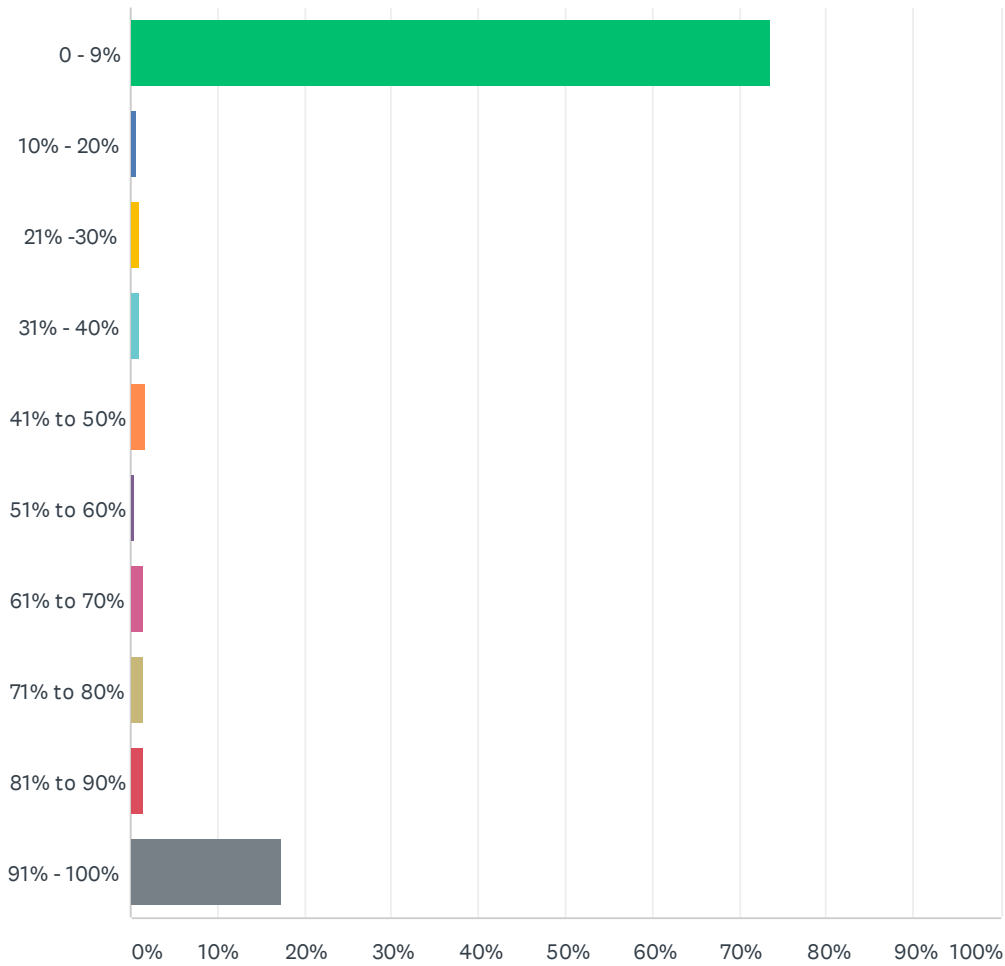
Answered: 289 Skipped: 3



ANSWER CHOICES	RESPONSES	
0 - 9%	66.78%	193
10% - 20%	1.38%	4
21% - 30%	2.77%	8
31% - 40%	1.38%	4
41% to 50%	3.11%	9
51% to 60%	1.04%	3
61% to 70%	2.77%	8
71% to 80%	3.81%	11
81% to 90%	2.08%	6
91% - 100%	14.88%	43
TOTAL		289

Q8 What percent of employees are furloughed?

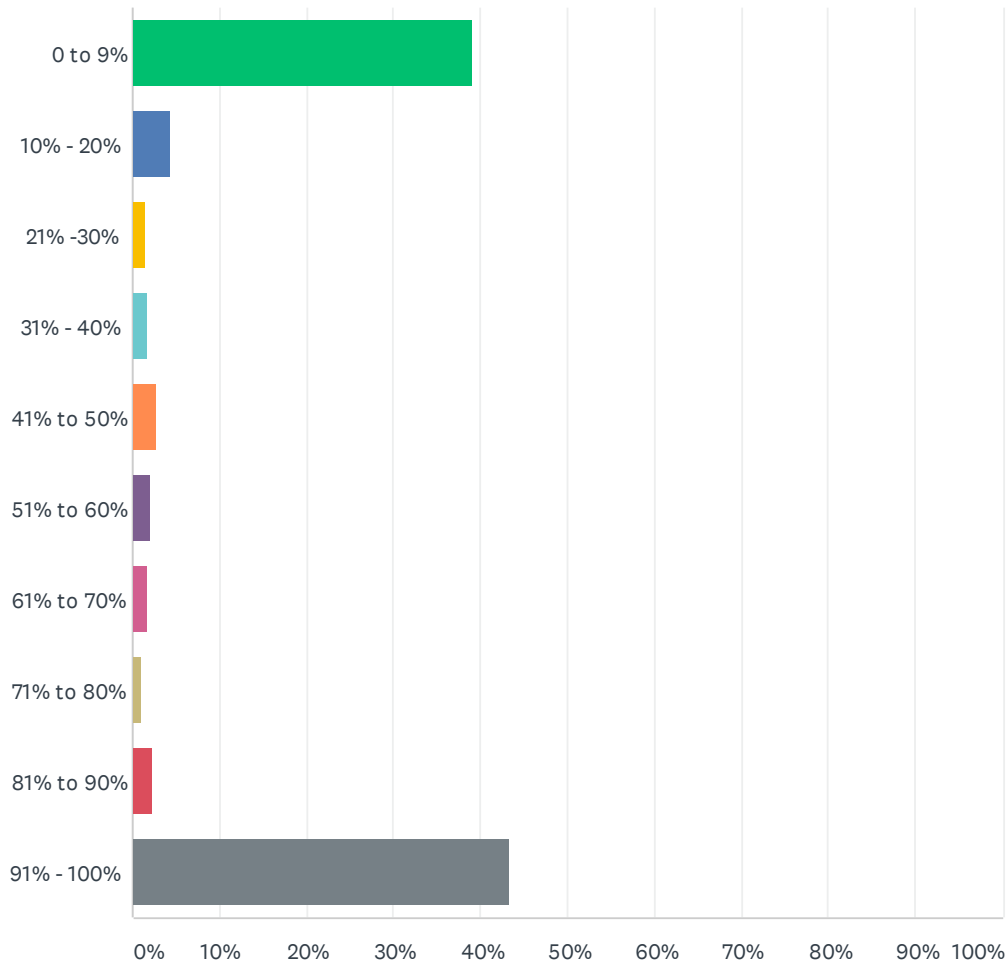
Answered: 288 Skipped: 4



ANSWER CHOICES	RESPONSES	
0 - 9%	73.61%	212
10% - 20%	0.69%	2
21% -30%	1.04%	3
31% - 40%	1.04%	3
41% to 50%	1.74%	5
51% to 60%	0.35%	1
61% to 70%	1.39%	4
71% to 80%	1.39%	4
81% to 90%	1.39%	4
91% - 100%	17.36%	50
TOTAL		288

Q9 What percent of employees continue to work or to be paid?

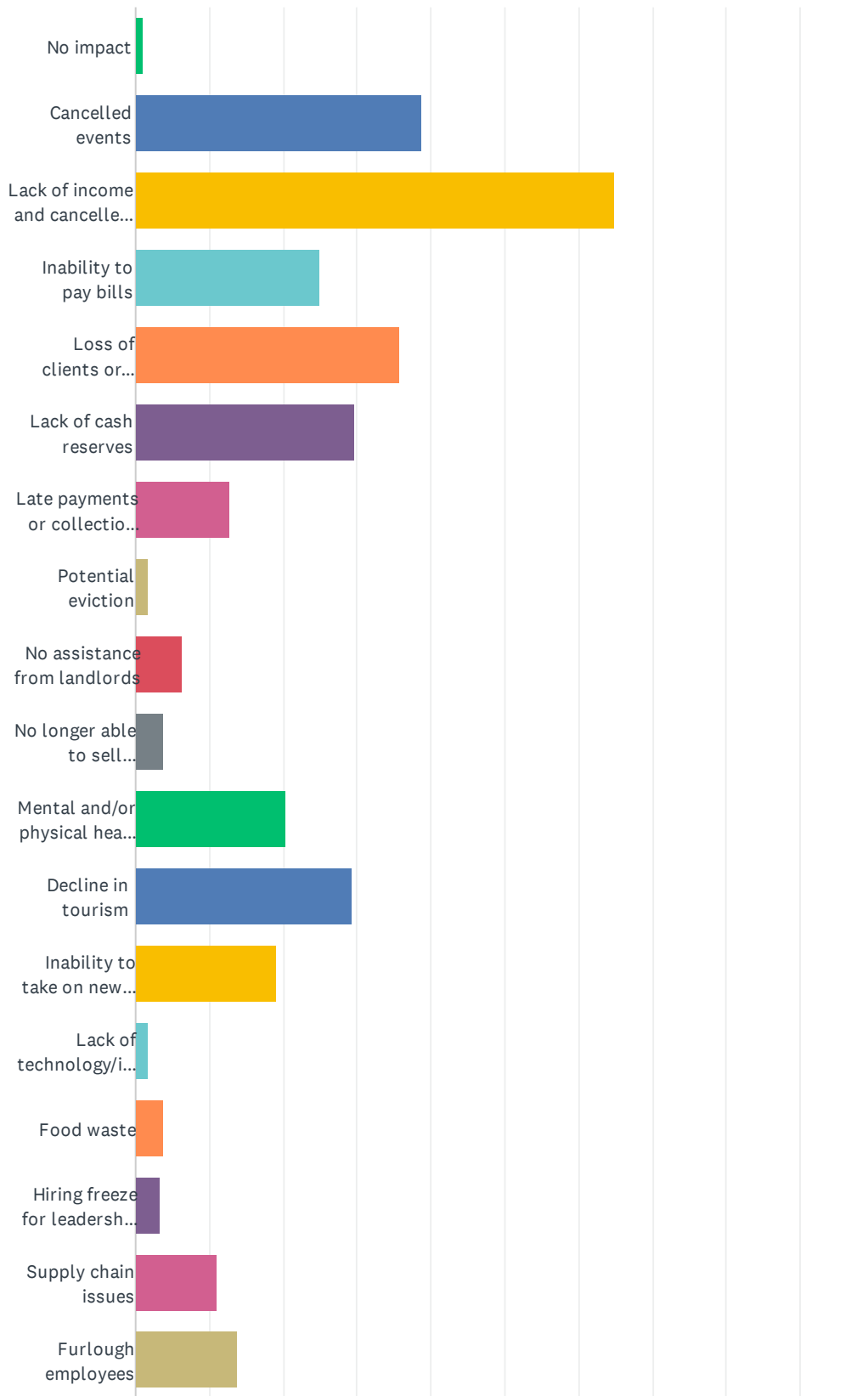
Answered: 291 Skipped: 1

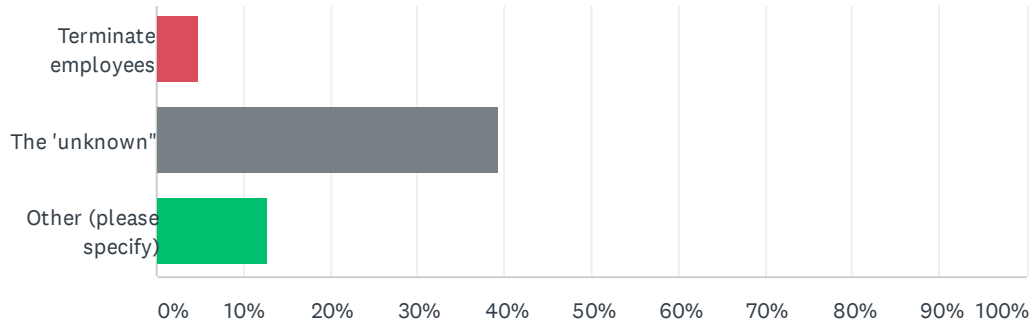


ANSWER CHOICES	RESPONSES	
0 to 9%	39.18%	114
10% - 20%	4.47%	13
21% -30%	1.37%	4
31% - 40%	1.72%	5
41% to 50%	2.75%	8
51% to 60%	2.06%	6
61% to 70%	1.72%	5
71% to 80%	1.03%	3
81% to 90%	2.41%	7
91% - 100%	43.30%	126
TOTAL		291

Q10 What are the greatest impacts that COVID-19 is having on your business (check up to 3 impacts)

Answered: 290 Skipped: 2

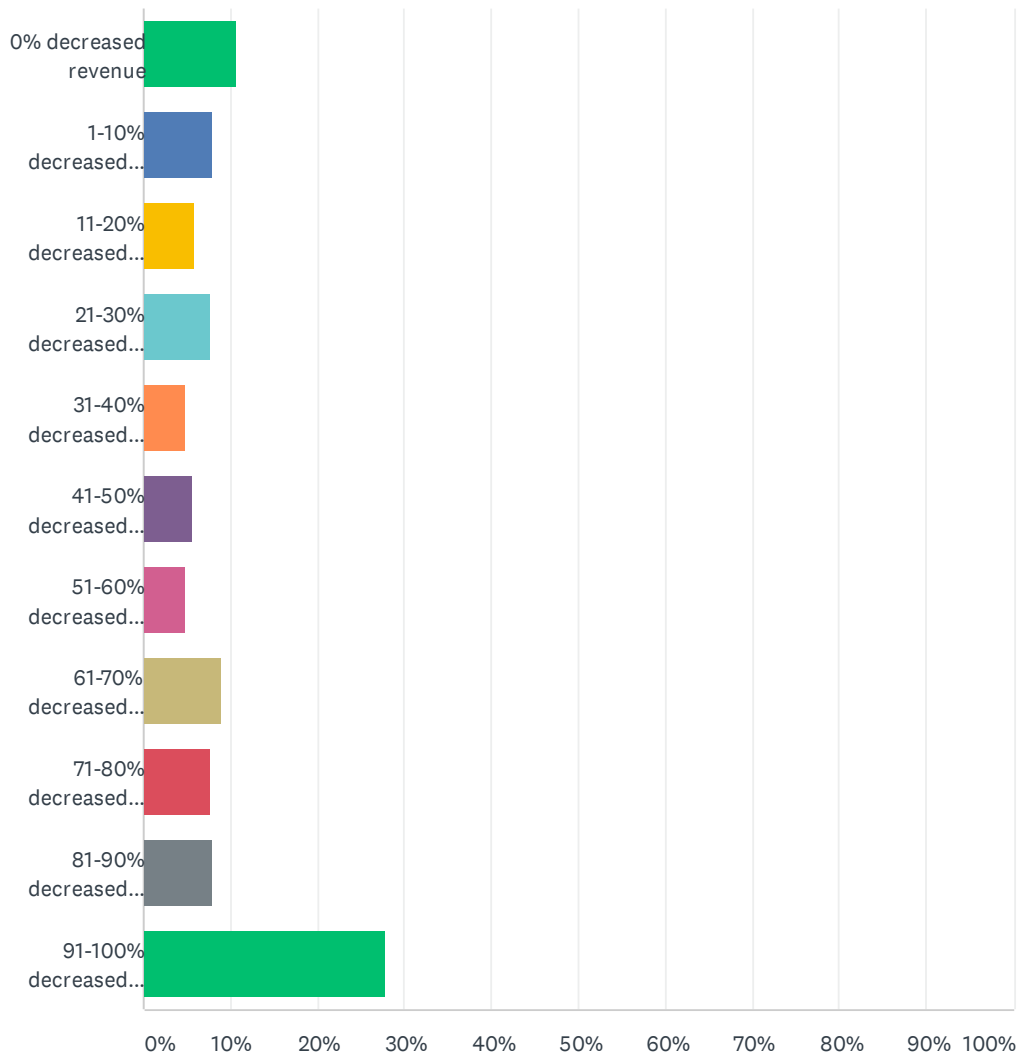




ANSWER CHOICES	RESPONSES	
No impact	1.03%	3
Cancelled events	38.62%	112
Lack of income and cancelled orders	64.83%	188
Inability to pay bills	24.83%	72
Loss of clients or market share	35.86%	104
Lack of cash reserves	29.66%	86
Late payments or collection losses	12.76%	37
Potential eviction	1.72%	5
No assistance from landlords	6.21%	18
No longer able to sell business to a prior interested buyer	3.79%	11
Mental and/or physical health concerns	20.34%	59
Decline in tourism	29.31%	85
Inability to take on new clients	18.97%	55
Lack of technology/internet at home	1.72%	5
Food waste	3.79%	11
Hiring freeze for leadership roles/vacancies	3.45%	10
Supply chain issues	11.03%	32
Furlough employees	13.79%	40
Terminate employees	4.83%	14
The 'unknown'	39.31%	114
Other (please specify)	12.76%	37
Total Respondents: 290		

Q11 Compared to 2019, please estimate the month-over-month decrease in revenue that your business has experienced due to COVID-19.

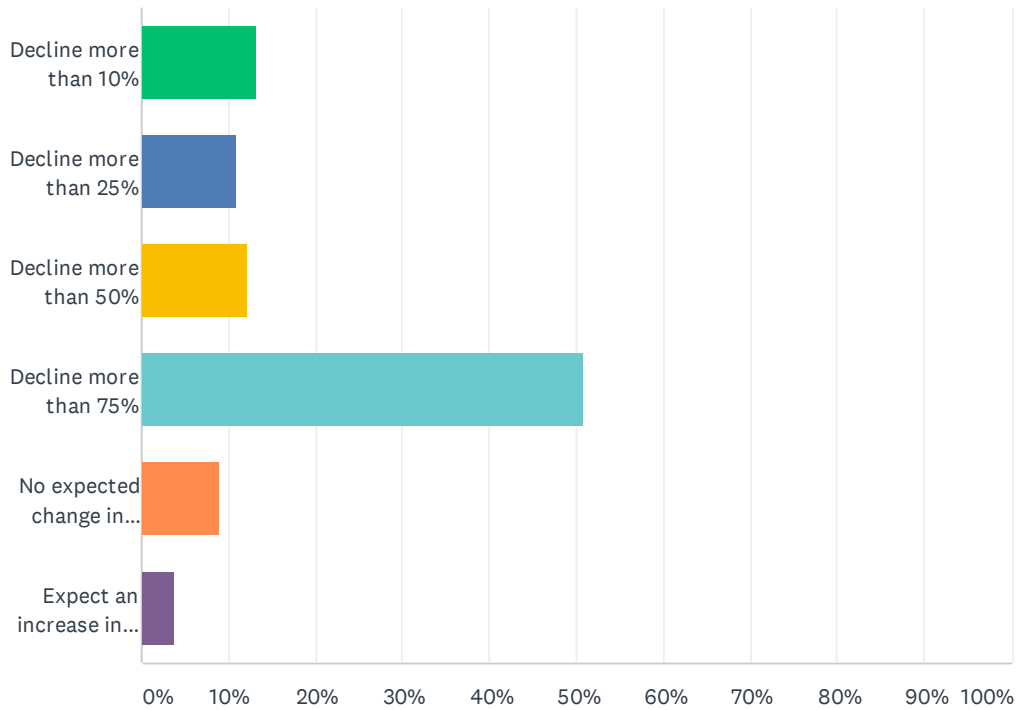
Answered: 288 Skipped: 4



ANSWER CHOICES	RESPONSES	
0% decreased revenue	10.76%	31
1-10% decreased revenue	7.99%	23
11-20% decreased revenue	5.90%	17
21-30% decreased revenue	7.64%	22
31-40% decreased revenue	4.86%	14
41-50% decreased revenue	5.56%	16
51-60% decreased revenue	4.86%	14
61-70% decreased revenue	9.03%	26
71-80% decreased revenue	7.64%	22
81-90% decreased revenue	7.99%	23
91-100% decreased revenue	27.78%	80
TOTAL		288

Q12 What changes do you estimate for your April 2020 revenues?

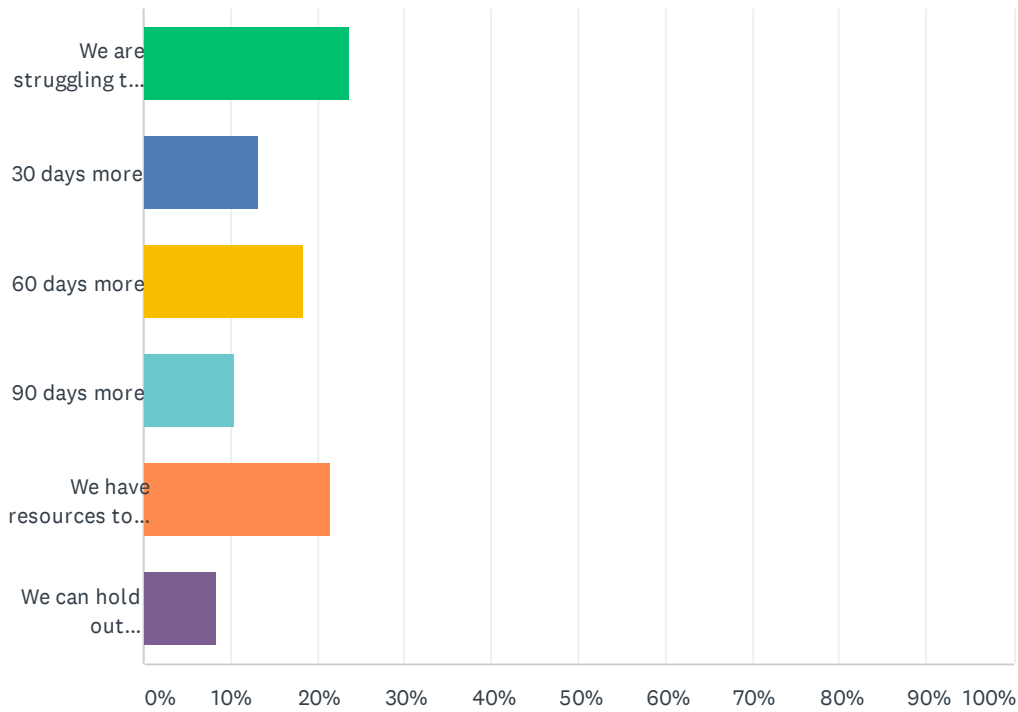
Answered: 287 Skipped: 5



ANSWER CHOICES	RESPONSES	
Decline more than 10%	13.24%	38
Decline more than 25%	10.80%	31
Decline more than 50%	12.20%	35
Decline more than 75%	50.87%	146
No expected change in revenues	9.06%	26
Expect an increase in revenues	3.83%	11
TOTAL		287

Q13 How long can your company maintain operations in the current conditions before needing additional financial assistance?

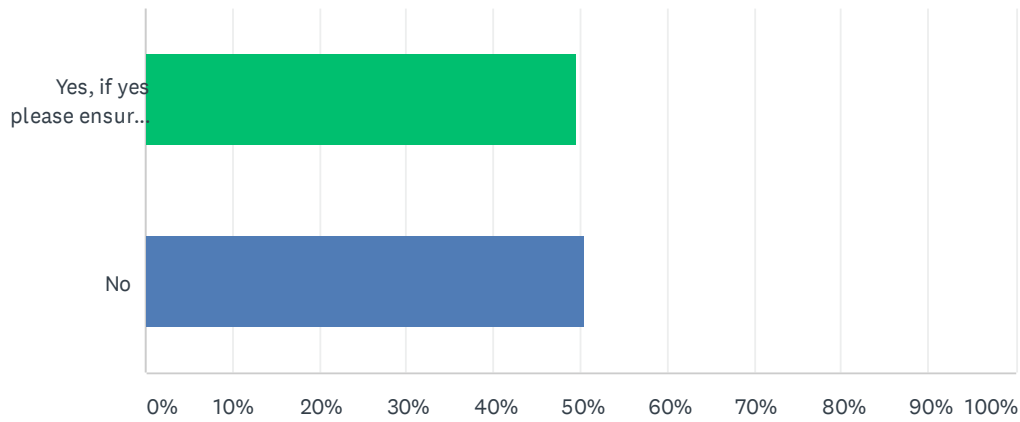
Answered: 288 Skipped: 4



ANSWER CHOICES	RESPONSES	
We are struggling to survive now	23.61%	68
30 days more	13.19%	38
60 days more	18.40%	53
90 days more	10.42%	30
We have resources to survive more than 90 days	21.53%	62
We can hold out indefinitely	8.33%	24
TOTAL		288

Q14 Will you need additional financial assistance with reopening and recovering your business?

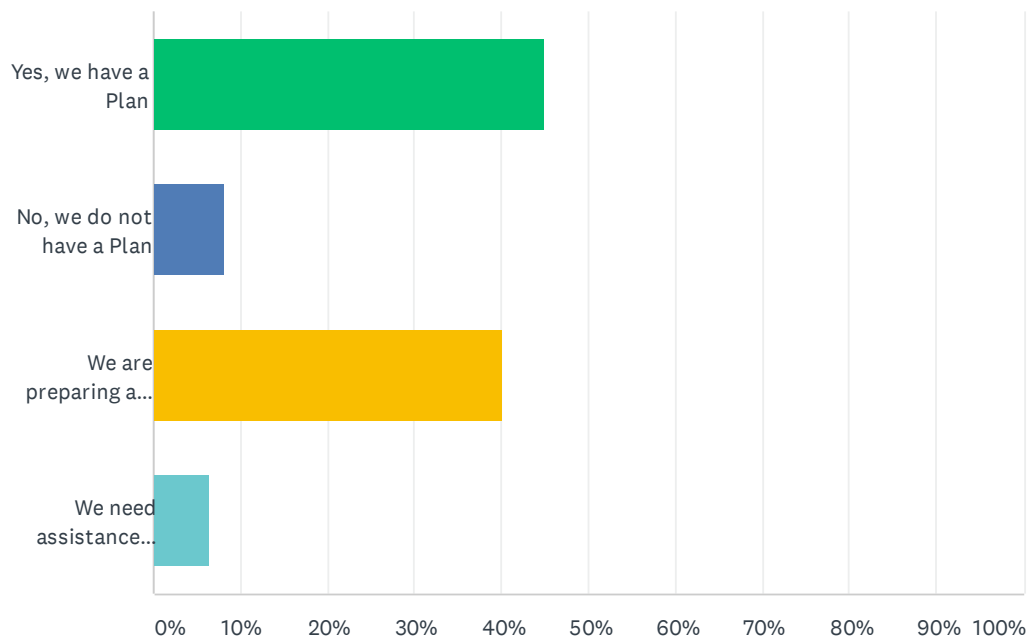
Answered: 287 Skipped: 5



ANSWER CHOICES	RESPONSES	
Yes, if yes please ensure you provide contact information	49.48%	142
No	50.52%	145
TOTAL		287

Q15 Does your company or organization have a Recovery Plan to come out of the COVID crisis? The Recovery Plan would include staffing, marketing and safety. It includes increased sanitation, social distancing and other considerations to receive and protect both employees and customers.

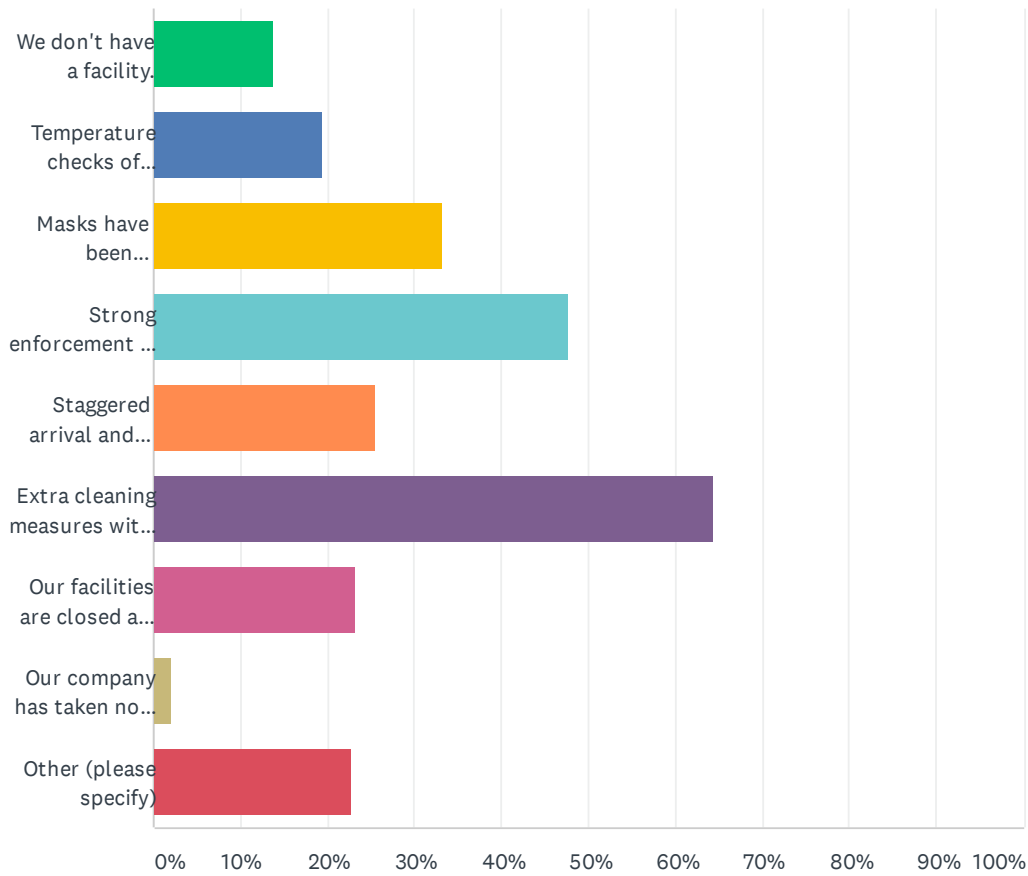
Answered: 291 Skipped: 1



ANSWER CHOICES	RESPONSES	
Yes, we have a Plan	45.02%	131
No, we do not have a Plan	8.25%	24
We are preparing a Plan	40.21%	117
We need assistance preparing a Plan (if checked please insure you provide contact info)	6.53%	19
TOTAL		291

Q16 If you have a facility, what measures are you taking in response to the virus?

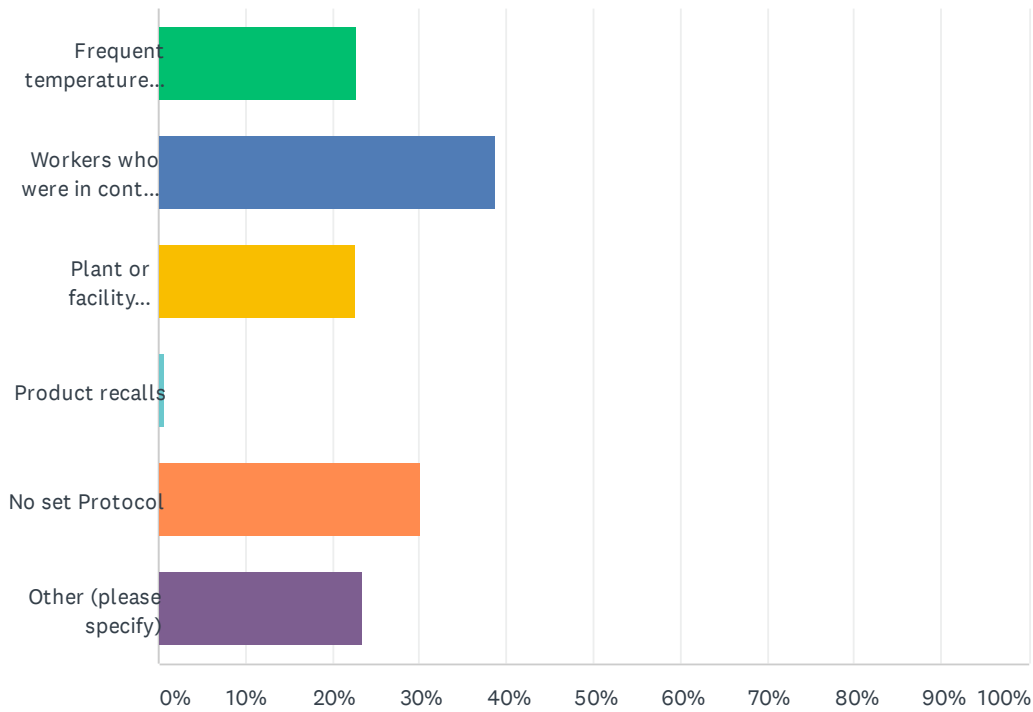
Answered: 289 Skipped: 3



ANSWER CHOICES	RESPONSES	
We don't have a facility.	13.84%	40
Temperature checks of workers one or more times per day.	19.38%	56
Masks have been distributed.	33.22%	96
Strong enforcement of social distancing.	47.75%	138
Staggered arrival and exit times.	25.61%	74
Extra cleaning measures within the facility.	64.36%	186
Our facilities are closed and those who can work from home	23.18%	67
Our company has taken no additional measures	2.08%	6
Other (please specify)	22.84%	66
Total Respondents: 289		

Q17 What procedures does the company have in place should an employee test positive for the COVID-19? (check all that apply).

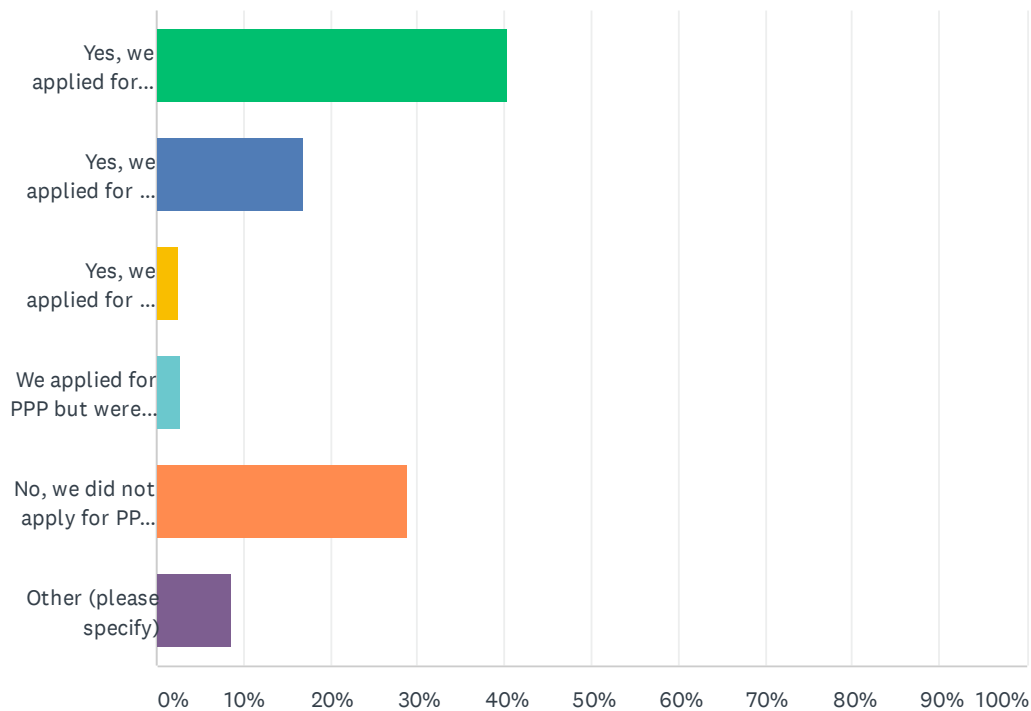
Answered: 289 Skipped: 3



ANSWER CHOICES	RESPONSES	
Frequent temperature checks for all employees	22.84%	66
Workers who were in contact with infected employee(s) are placed on leave	38.75%	112
Plant or facility temporarily shut down for testing and cleaning	22.49%	65
Product recalls	0.69%	2
No set Protocol	30.10%	87
Other (please specify)	23.53%	68
Total Respondents: 289		

Q18 Has your company applied for Paycheck Protection Program, Economic Injury Disaster Loans (EIDL) or other small business and local COVID-19 funding?

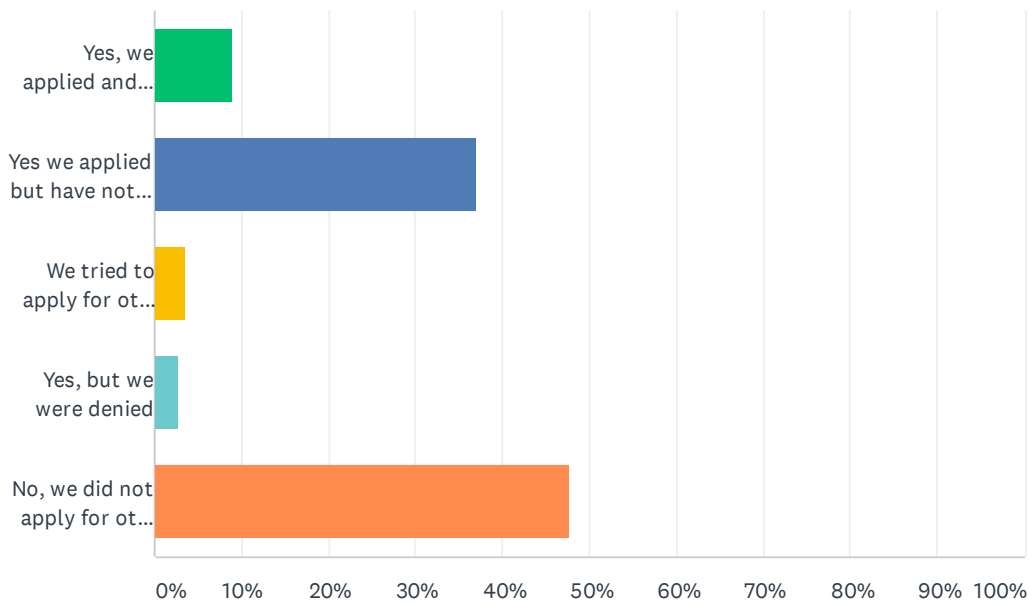
Answered: 288 Skipped: 4



ANSWER CHOICES	RESPONSES	
Yes, we applied for Paycheck Protection Program PPP and were funded	40.28%	116
Yes, we applied for PPP but have not yet been funded	17.01%	49
Yes, we applied for PPP but we had difficulty and did not complete the application	2.43%	7
We applied for PPP but were denied	2.78%	8
No, we did not apply for PPP crisis funding	28.82%	83
Other (please specify)	8.68%	25
TOTAL		288

Q19 Did you apply for Economic Injury Disaster Loans (EIDL) or other local small business loans?

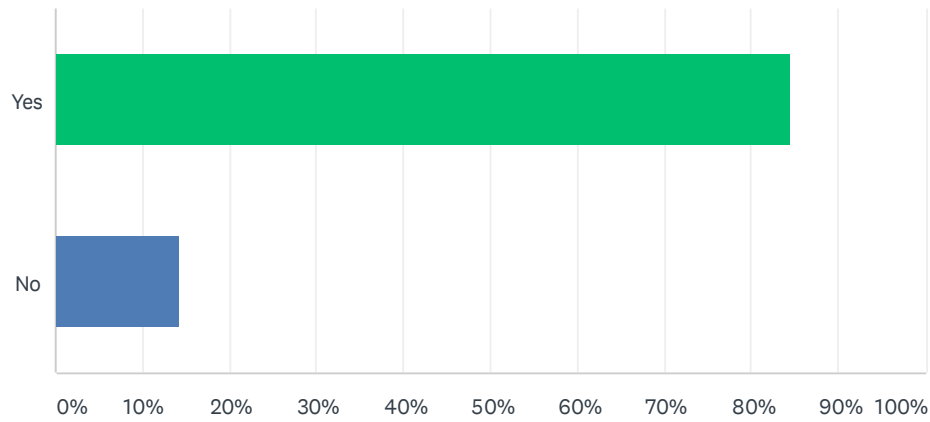
Answered: 289 Skipped: 3



ANSWER CHOICES	RESPONSES	
Yes, we applied and were funded	9.00%	26
Yes we applied but have not yet been funded	37.02%	107
We tried to apply for other funding but we had difficulty applying and did not complete the application	3.46%	10
Yes, but we were denied	2.77%	8
No, we did not apply for other crisis funding	47.75%	138
TOTAL		289

Q20 Do you feel you are effectively engaging and communicating with your customers during COVID-19?

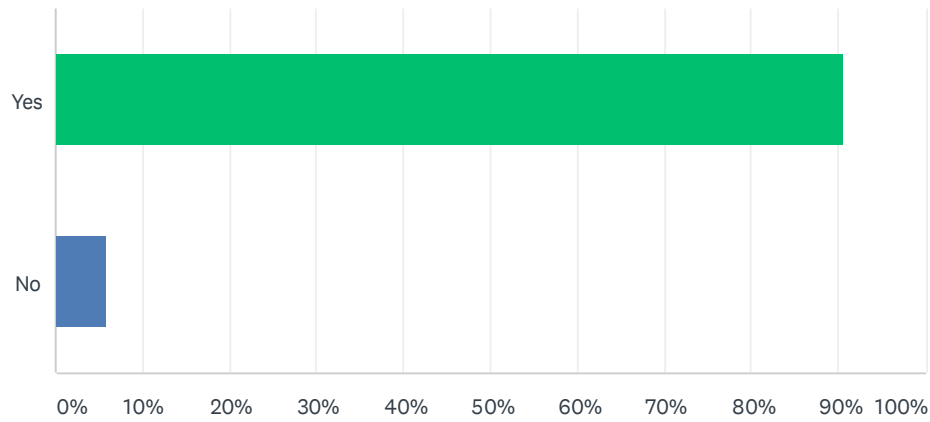
Answered: 290 Skipped: 2



ANSWER CHOICES	RESPONSES	
Yes	84.48%	245
No	14.14%	41
TOTAL		290

Q21 Do you feel you are effectively engaging and communicating with your employees during COVID-19?

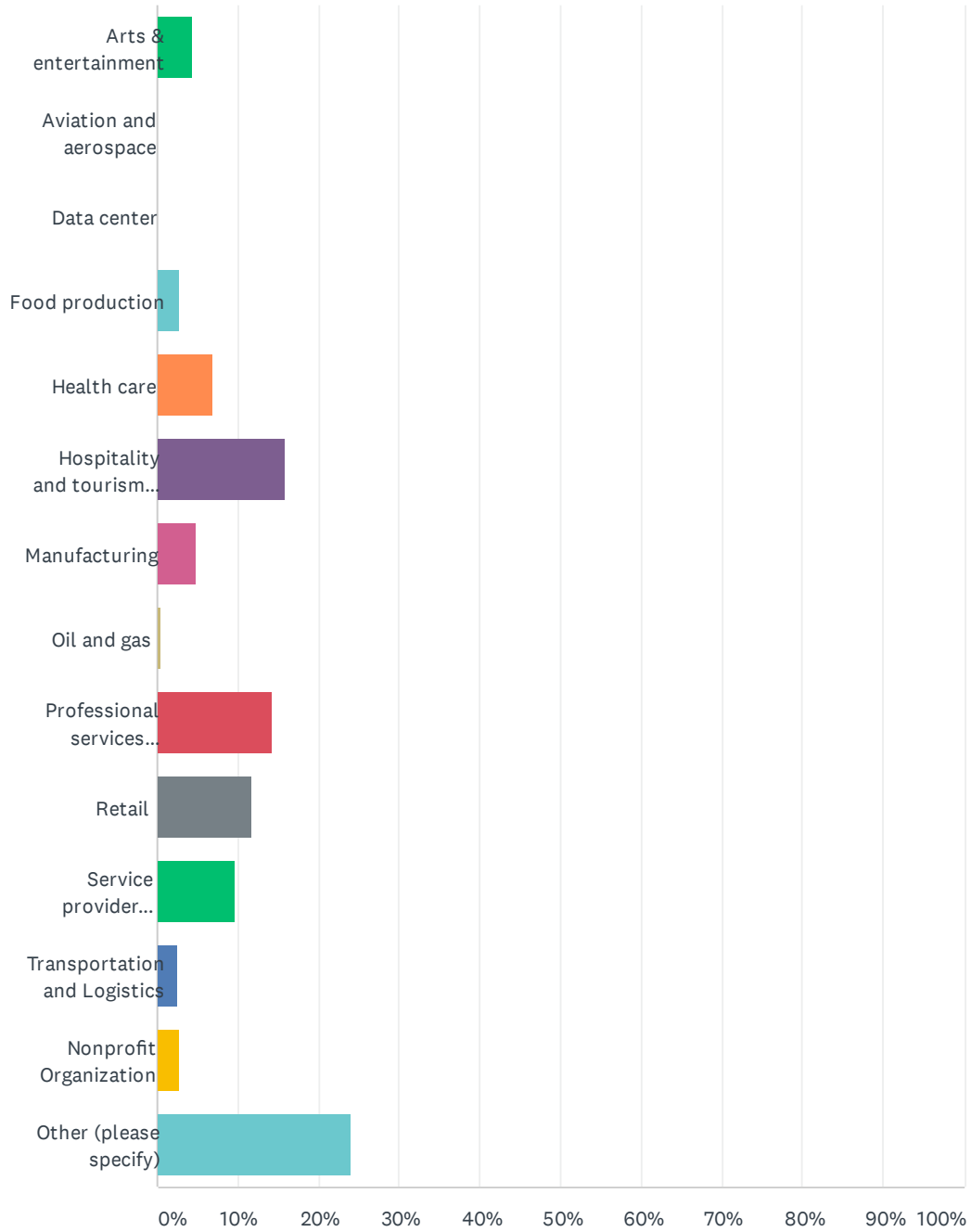
Answered: 289 Skipped: 3



ANSWER CHOICES	RESPONSES	
Yes	90.66%	262
No	5.88%	17
TOTAL		289

Q22 What below best describes your industry sector?

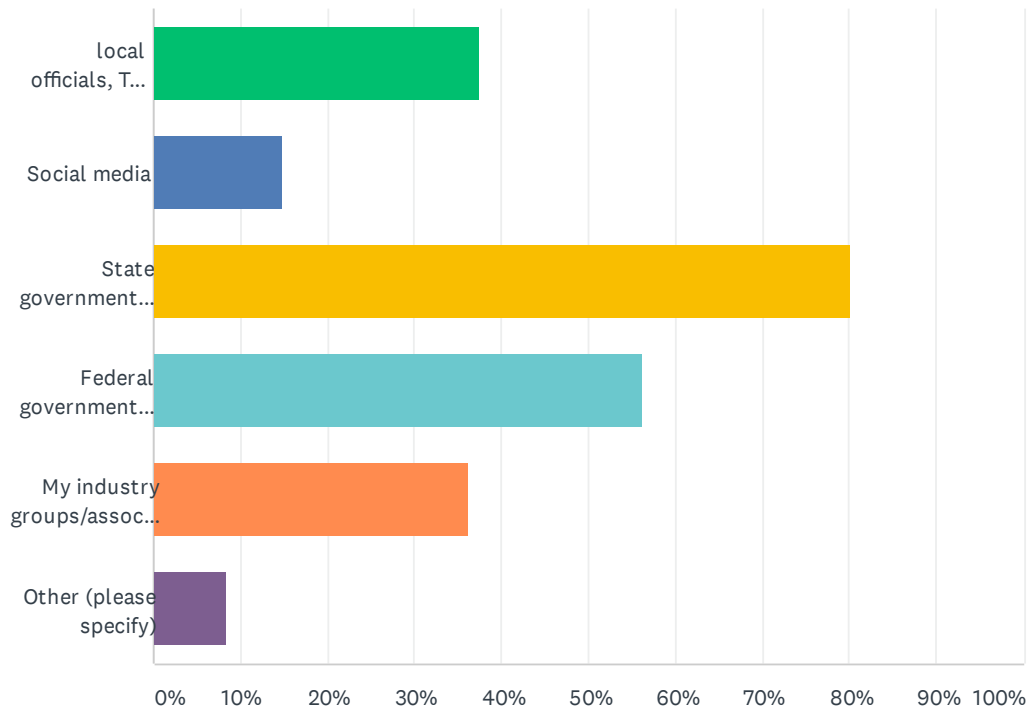
Answered: 290 Skipped: 2



ANSWER CHOICES	RESPONSES	
Arts & entertainment	4.48%	13
Aviation and aerospace	0.00%	0
Data center	0.00%	0
Food production	2.76%	8
Health care	6.90%	20
Hospitality and tourism (bars, restaurants, event spaces etc.)	15.86%	46
Manufacturing	4.83%	14
Oil and gas	0.34%	1
Professional services (legal, banking, construction, accounting, real estate, finance, etc.)	14.14%	41
Retail	11.72%	34
Service provider (beauty, health,/fitness/gyms, message, etc.)	9.66%	28
Transportation and Logistics	2.41%	7
Nonprofit Organization	2.76%	8
Other (please specify)	24.14%	70
TOTAL		290

Q23 What are the primary sources of the information you use to inform your decisions regarding COVID-19? (please select your top 2 choices).

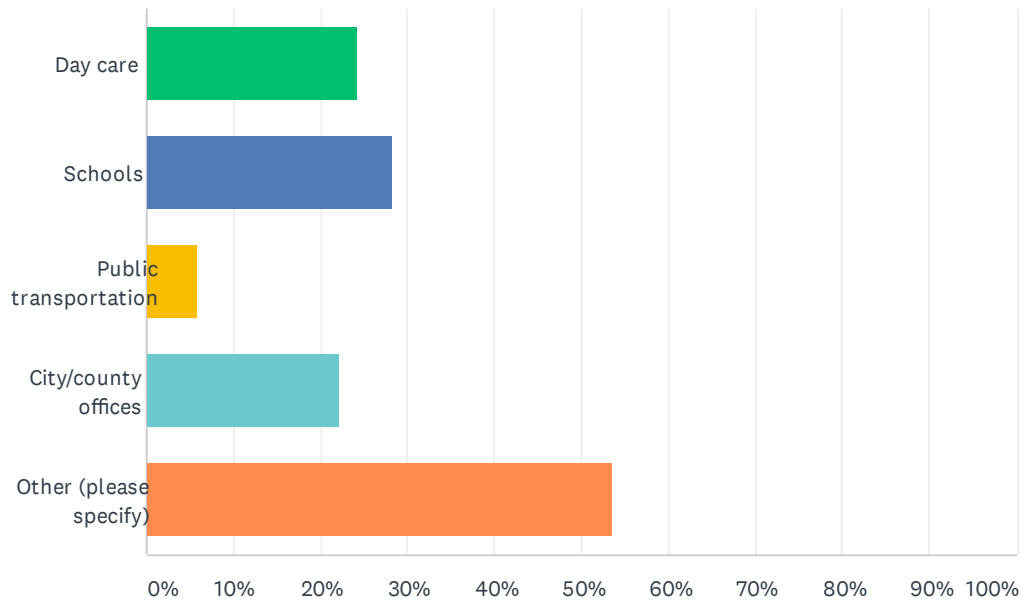
Answered: 288 Skipped: 4



ANSWER CHOICES	RESPONSES	
local officials, TV and radio channels	37.50%	108
Social media	14.93%	43
State government officials & entities	80.21%	231
Federal government officials & entities (CDC etc.)	56.25%	162
My industry groups/associations	36.11%	104
Other (please specify)	8.33%	24
Total Respondents: 288		

Q24 What community services are vital to reopening your business? please check all that apply.

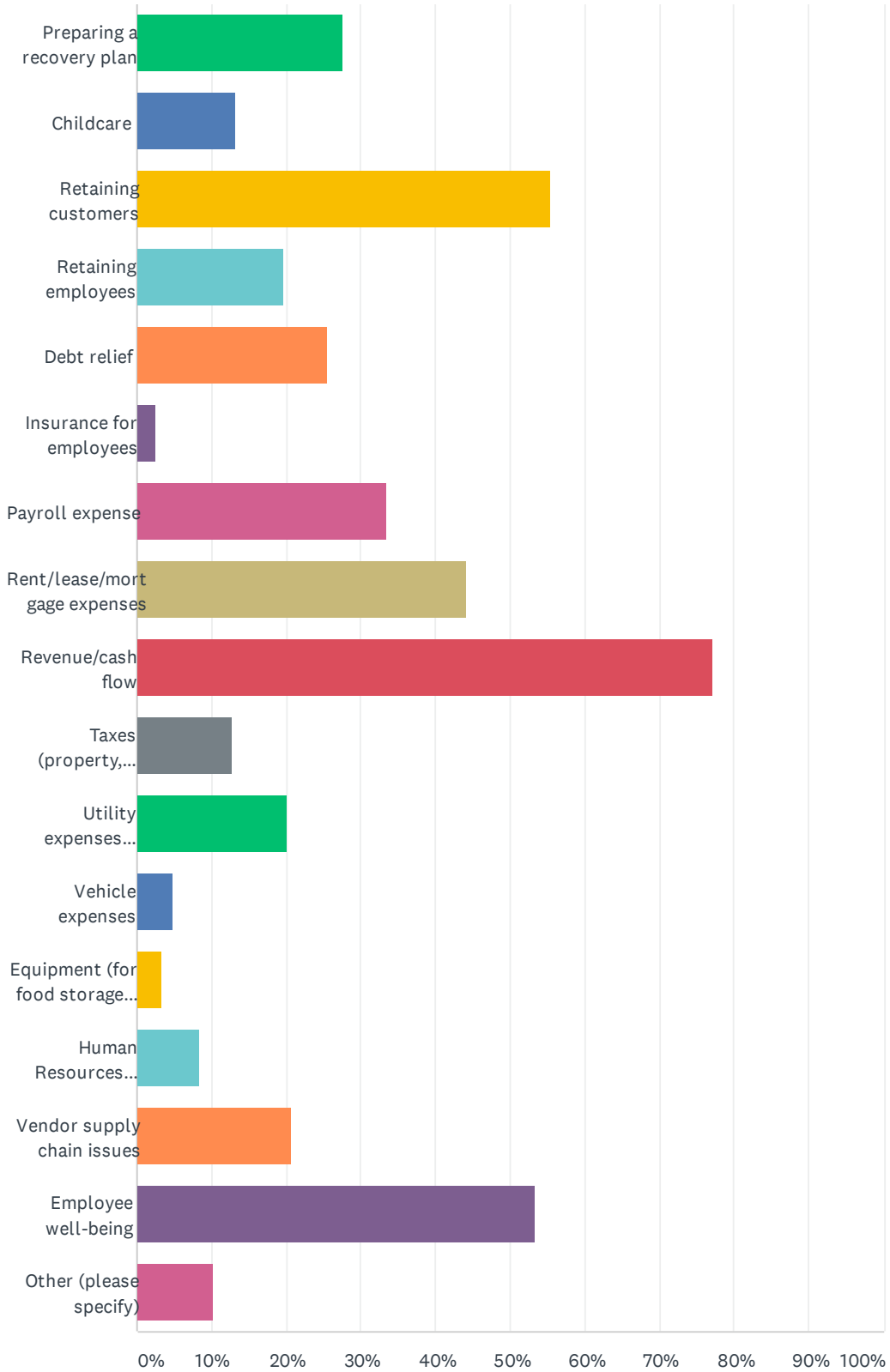
Answered: 252 Skipped: 40



ANSWER CHOICES	RESPONSES	
Day care	24.21%	61
Schools	28.17%	71
Public transportation	5.95%	15
City/county offices	22.22%	56
Other (please specify)	53.57%	135
Total Respondents: 252		

Q25 What are your most pressing concerns about COVID-19? please select up to 5 concerns

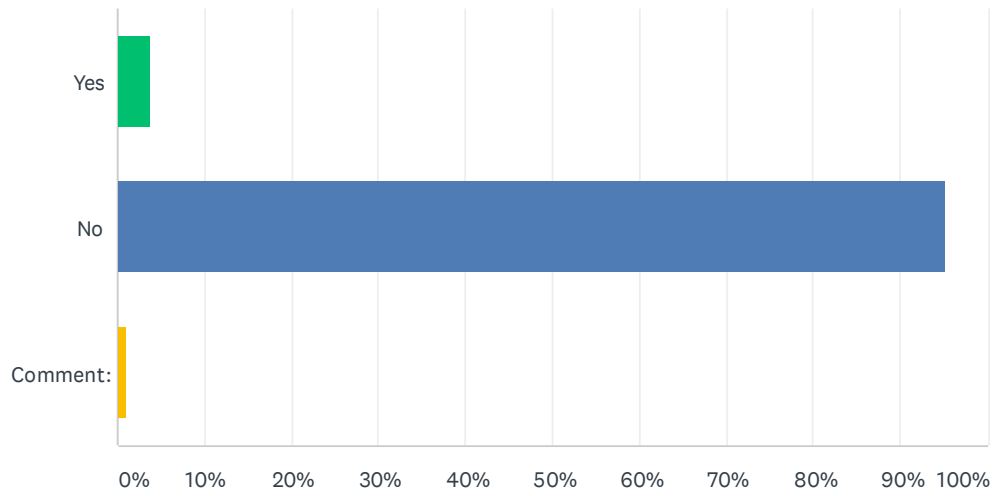
Answered: 290 Skipped: 2



ANSWER CHOICES	RESPONSES	
Preparing a recovery plan	27.59%	80
Childcare	13.10%	38
Retaining customers	55.52%	161
Retaining employees	19.66%	57
Debt relief	25.52%	74
Insurance for employees	2.41%	7
Payroll expense	33.45%	97
Rent/lease/mortgage expenses	44.14%	128
Revenue/cash flow	77.24%	224
Taxes (property, liquor etc.)	12.76%	37
Utility expenses (electric, water, phones etc.)	20.00%	58
Vehicle expenses	4.83%	14
Equipment (for food storage, to set up online processes, etc.)	3.45%	10
Human Resources (medical insurance, layoffs, policies)	8.28%	24
Vendor supply chain issues	20.69%	60
Employee well-being	53.45%	155
Other (please specify)	10.34%	30
Total Respondents: 290		

Q26 Do you require technical or manufacturing assistance to re-open your business to employees and/or the public?

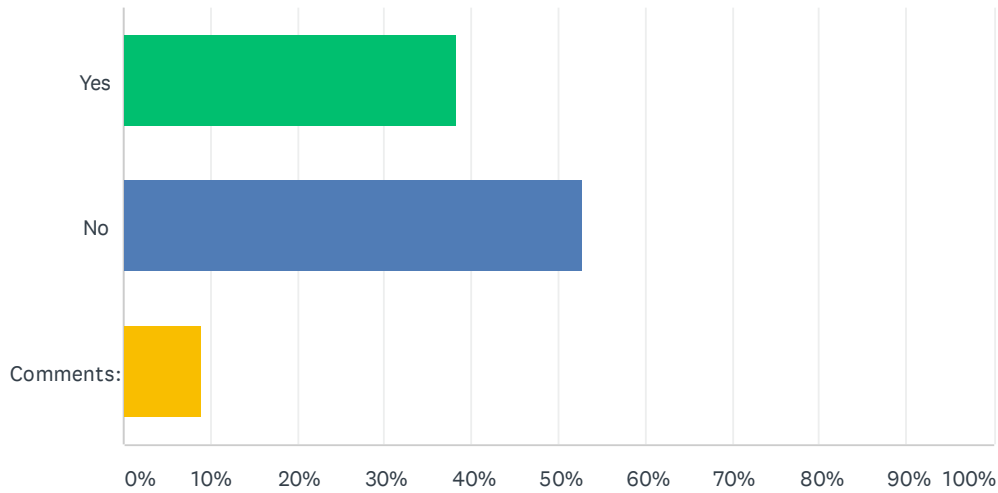
Answered: 291 Skipped: 1



ANSWER CHOICES	RESPONSES	
Yes	3.78%	11
No	95.19%	277
Comment:	1.03%	3
TOTAL		291

Q27 Do you feel your supply chain has been significantly disrupted?

Answered: 290 Skipped: 2



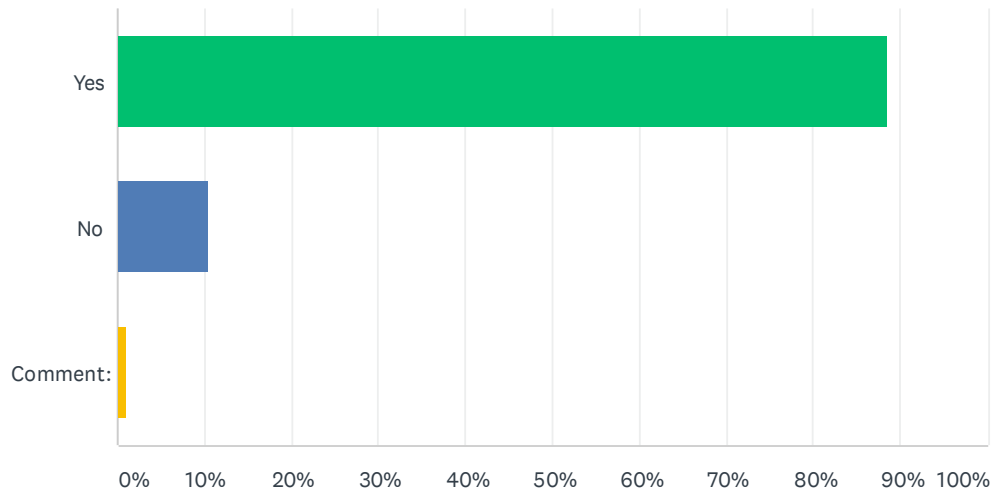
ANSWER CHOICES	RESPONSES	
Yes	38.28%	111
No	52.76%	153
Comments:	8.97%	26
TOTAL		290

Q28 When planning for economic recovery, what one thing should government, chambers and business associations do to best support your community's restart?

Answered: 255 Skipped: 37

Q29 This survey is a cooperation of local public agencies and economic development organizations. We are working to best understand business and community needs. May we reach out to you for additional information if necessary?

Answered: 286 Skipped: 6



ANSWER CHOICES	RESPONSES	
Yes	88.46%	253
No	10.49%	30
Comment:	1.05%	3
TOTAL		286

Q30 Thank you for providing your responses. If you have asked for information or have agreed to be contacted please ensure you have provided contact information. Best wishes to you and yours.

Answered: 59 Skipped: 233